

ANNUAL REPORT OF THE JUVENILE JUSTICE BEHAVIORAL HEALTH (JJBH) PARTNERSHIPS

2019-2020



**NC DEPARTMENT OF
HEALTH AND
HUMAN SERVICES**
Division of Mental Health,
Developmental Disabilities
and Substance Abuse Services



**UNC
GREENSBORO**
Center for Youth, Family
and Community Partnerships



The Juvenile Justice Behavioral Health (JJBH) Partnerships are partially supported by the NC Division of Mental Health, Developmental Disabilities and Substance Abuse Services and works in collaboration with the North Carolina Department of Public Safety, Division of Adult Corrections and Juvenile Justice. Funding is also provided by the Substance Abuse and Mental Health Services Administration (SAMHSA, Center for Substance Abuse Treatment (CSAT)). Technical Support is provided by the University of North Carolina at Greensboro, Center for Youth, Family and Community Partnerships. This report was generated by the staff and students at the UNCG Center noted above in collaboration with NCDMHDDSAS and NC DPS-DACJJ. Please address correspondence to Sonja Frison, Ph.D., MPH, UNCG-CYFCP, 1001 West Gate City Blvd, Greensboro, NC 27403 or sfrison@uncg.edu or Ruby Brown-Herring or ruby.brownherring@dhhs.nc.gov, or Candice Moore, Candice Moore, NC Department of Public Safety, candice.w.moore@ncdps.gov.

<i>Section A: Overview of the Juvenile Justice Behavioral Health (JJBH) Partnerships</i>	4
<i>Section B: Local Management Entity/Managed Care Organization Involvement</i>	6
<i>Section C: JJBH Service Domains</i>	7
JJBH Domain I: Screening and Referral	7
JJBH Domain II: Assessment.....	9
JJBH Domain III: Engagement.....	10
<i>Discharge Completion Rates for JJBH across Fiscal Years 2012, 2013, 2014, 2015, 2016, 2017, 2018, 2019, 2020</i>	11
Overall Process Numbers for JJBH for 2019-2020	12
JJBH Domain IV: Evidence Based Practices/Evidence Based Treatments.....	13
JJBH Domain V: JCPC Involvement-Developing Recovery Oriented Systems of Care and Ensuring “Beyond Treatment” Activities	14
<i>Section D: Activities and Accomplishments of JJBH for Fiscal 2019-2020</i>	16
1. Strengthen Cross-System Partnerships, Communication and Information Sharing.....	16
2. Improve Data Reporting.....	17
3. Provide Support for Training and Technical Assistance.....	18
4. Provide Support for Usage of Evidence Based Practices/Evidence Based Treatments and Best Practices.....	24
<i>Section E: LOCAL TEAM PROCESSES</i>	25
<i>ALLIANCE HEALTH-CUMBERLAND TEAM</i>	26
<i>ALLIANCE HEALTH-DURHAM TEAM</i>	27
<i>ALLIANCE HEALTH-WAKE TEAM</i>	28
<i>CARDINAL INNOVATIONS-CENTRAL TEAM</i>	29
<i>CARDINAL INNOVATIONS-FOUR COUNTY</i>	30
<i>CARDINAL INNOVATIONS & TRILLIUM–DISTRICT 6</i>	31
<i>CARDINAL INNOVATIONS-PIEDMONT TEAM</i>	32
<i>CARDINAL INNOVATIONS –MECKLENBURG TEAM</i>	33
<i>CARDINAL INNOVATIONS-TRIAD TEAM</i>	34
<i>EASTPOINTE-KINSTON TEAM</i>	35
<i>EASTPOINTE-LUMBERTON TEAM</i>	36

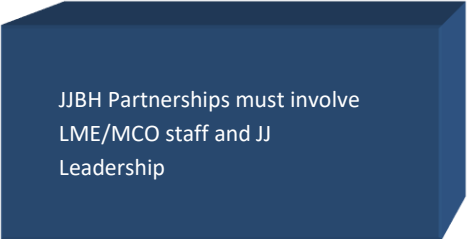
EASTPOINTE-ROCKY MOUNT TEAM..... 37
PARTNERS-NORTH TEAM 38
PARTNERS-CENTRAL TEAM 39
PARTNERS-SOUTH TEAM 40
PARTNERS - RUTHERFORD 41
SANDHILLS CENTER-GUILFORD TEAM..... 42
SANDHILLS CENTER-8 COUNTIES TEAM 43
TRILLIUM HEALTH RESOURCES- NORTH TEAM..... 44
TRILLIUM HEALTH RESOURCES-CENTRAL TEAM..... 45
VAYA HEALTH TEAM 46
APPENDIX A – JJBH MONTHLY DATA REPORT 47
APPENDIX B - Data Request Questions Provided to JJBH Teams..... 52

Section A: Overview of the Juvenile Justice Behavioral Health (JJBH) Partnerships

The Juvenile Justice Behavioral Health (JJBH) Partnerships are local teams across North Carolina working together to deliver effective, family-centered services and supports for juvenile justice-involved youth with substance use and/or mental health challenges. The partnerships require an organized, person-centered system that operates under the following System of Care principles:

- ❖ Family Driven & Youth Guided
- ❖ Child & Family Team Based
- ❖ Natural Supports
- ❖ Collaboration
- ❖ Community Based
- ❖ Culturally & Linguistically Competent
- ❖ Individualized
- ❖ Strengths Based
- ❖ Persistence
- ❖ Outcomes and Data Based Driven

The Partners can include any individual/agency in the community that wants to help address these issues but at a minimum, includes:



JJBH Partnerships must involve
LME/MCO staff and JJ
Leadership

- A Local Management Entity/Managed Care Organization
- Local Juvenile Justice Court Leadership
- Local Treatment Provider(s)
- Coordination with Juvenile Crime Prevention Councils

The Partnerships work together to ensure the following for juvenile justice involved youth:

- ❖ Completion of comprehensive substance use and mental health clinical assessments by appropriately licensed substance use and mental health treatment professionals
- ❖ Provision of evidence-based treatment options to youth referred for substance use, mental health and co-occurring disorders by appropriately licensed and qualified mental health professionals
- ❖ Use of the Child and Family Team Meetings
- ❖ Involvement of Family Members and Youth Advocates
- ❖ Involvement of Juvenile Crime Prevention Councils in programming

Additionally, the JJBH teams are requested to problem solve about the following domains:

- Discussion of funding such as Medicaid, Health Choice, Child Mental Health and Child Substance use funding in collaboration with their LME/MCO financial liaisons
- Utilization of methods/practices for engaging youth and families
- Increase accessibility of services through offering after hour or non-traditional service provision times
- Providing choice for families in service locations including at JJ offices, in homes, and in the community
- Establishing a relationship amongst providers to develop a service array
- Work on decision making about processes for out of home placements
- Assist in training staff on Evidence Based Treatments (EBT) and Evidence Based Practices (EBP)

This Annual Report provides information about the JJBH Partnerships for the 2019-2020 fiscal year. Although no report can capture every detail of a statewide initiative, the purpose of this document is to provide the main highlights and overall information about JJBH. It is divided up in the following sections:

- ◆ **Section A** is this overview of the document.
- ◆ **Section B** outlines the Local Management Entities (LME)/Managed Care Organizations (MCOs) involved with JJBH
- ◆ **Section C** outlines the JJBH Service Domains that are expected to be addressed by each JJBH local team. This section also includes overall statistics for the JJBH across all sites.
- ◆ **Section D** outlines Activities and the Accomplishments of the overall JJBH.
- ◆ **Section E** details the local JJBH processes including screening, assessment, and admission to treatment for each local team as reported at the end of the fiscal year 2019-2020.

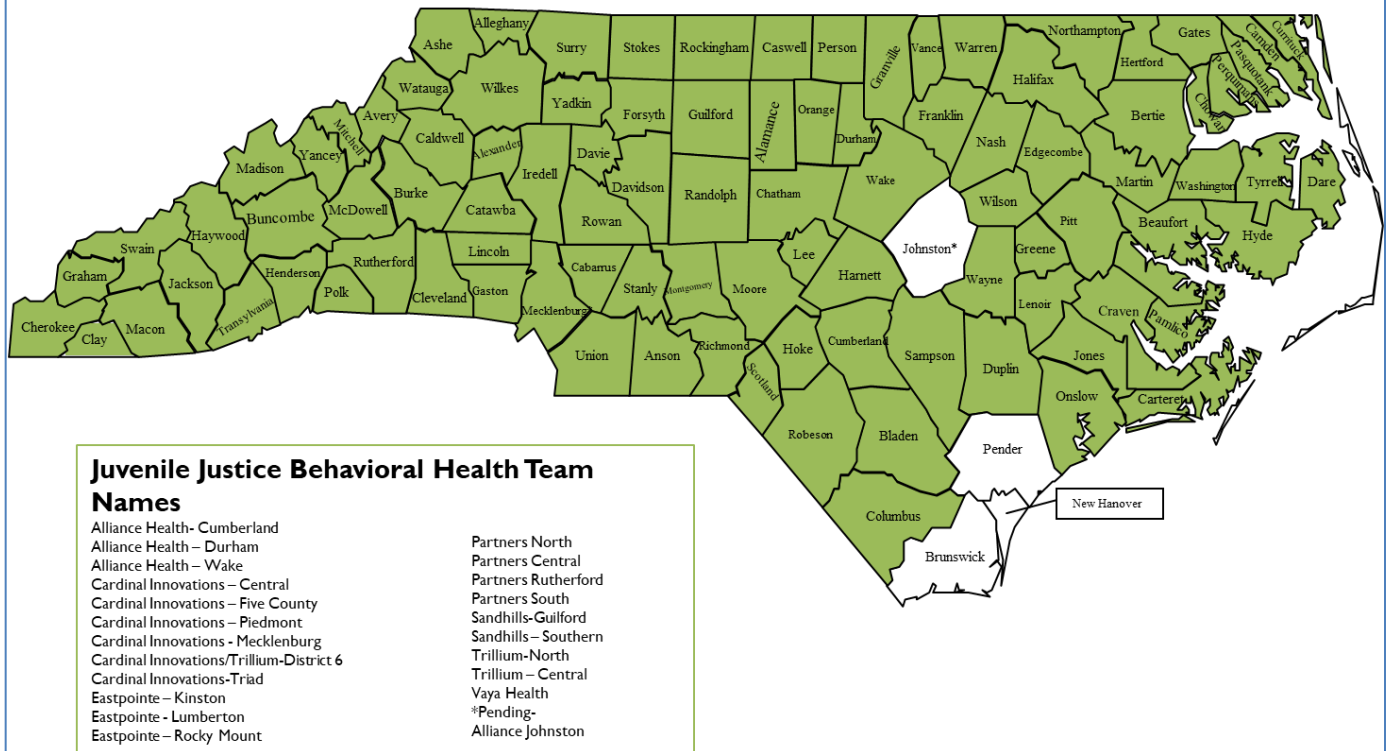
Section B: Local Management Entity/Managed Care Organization Involvement

As noted, JJBH teams must involve the Local Management Entity/Managed Care Organization (LME/MCO). The role of the LME/MCO is to help to ensure that the principles of JJBH are facilitated through the local teams and to support local team activities. During this fiscal year, there were 7 LME/MCOs associated with JJBH serving 96 counties. Within the LME/MCO's, there are 21 locally driven teams that work to address juvenile justice involved youth and family needs.

The major teams associated with JJBH are as follows (with their 2019-2020 nomenclature):

Alliance Health (3 teams)	Cardinal Innovations Healthcare Solutions (5 teams)	Eastpointe (3 teams)
Partners Behavioral Health Management (4 teams)	Sandhills Center (2 teams)	Trillium Health Resources (2 teams)
Cardinal/Trillium Joint Team (1 Team)	Vaya Health (1 team)	

Juvenile Justice Behavioral Health Partnership Teams



Section C: JJBH Service Domains

Although local teams define service provision within their area, there are five domains that are expected to have some uniformity to ensure that youth engage in services based on best practices. These five domains are: Screening/Referral, Assessment, Engagement, Evidence Based Treatments, and involvement with Juvenile Crime Prevention Councils. Most of these overall domains are represented by a national initiative, Reclaiming Futures (RF). Reclaiming Futures “helps teenagers caught in cycle of drugs, alcohol and crime. The project began in 2001 with \$21 million from Robert Wood Johnson Foundation (RWJF) for 10 pilot sites to create a six-step model that promotes new standards of care and opportunities in juvenile justice” (<http://www.reclaimingfutures.org>)

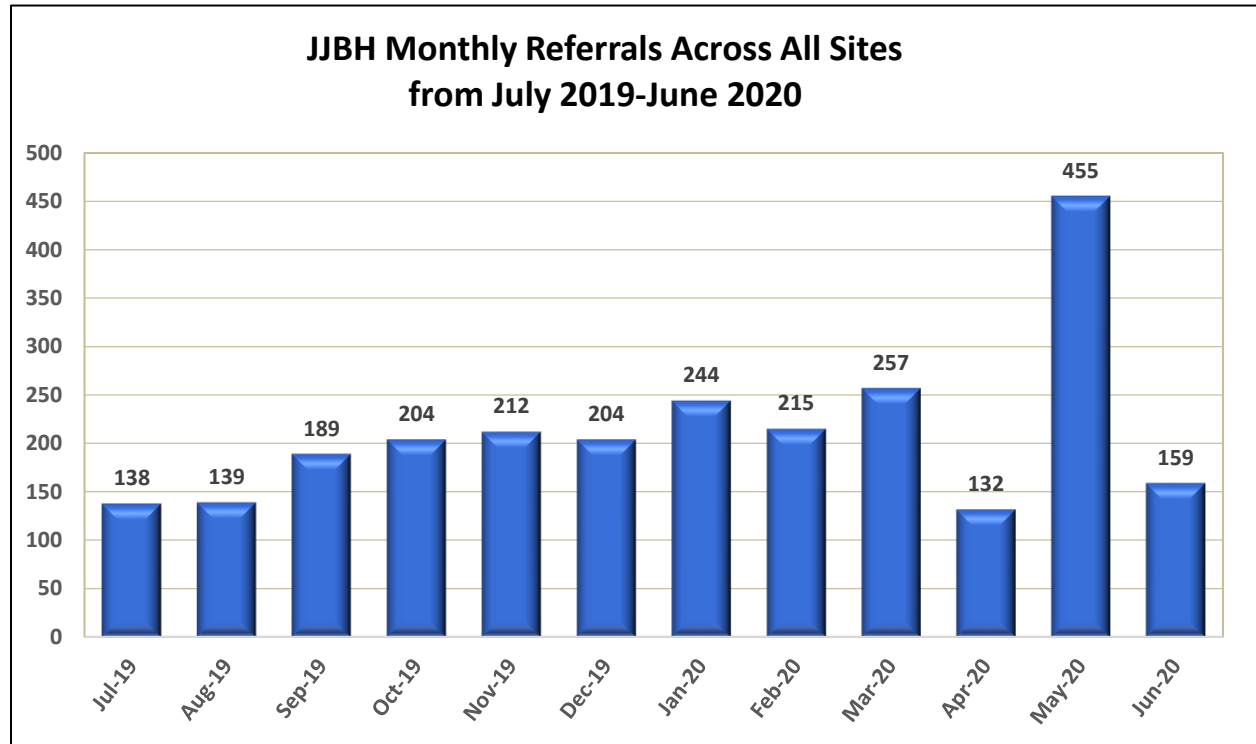
The RF six steps include a Coordinated Individualized Response of: 1) Initial Screening; 2) Initial Assessment and 3) Service Coordination and Community Directed Engagement plan for: 4) Initiation; 5) Engagement; and 6) Transition. Although all of the JJBH teams do not have to follow this model, the RF concepts are complementary to JJBH service domains. Please note these five domains below.

JJBH	•JUVENILE JUSTICE BEHAVIORAL HEALTH PARTNERSHIPS (JUVENILE JUSTICE SUBSTANCE ABUSE MENTAL HEALTH PARTNERSHIPS)
Screening /Referral	•Screening from Juvenile Justice and Referral to Identified Provider(s)
Assessment	•Usage of a Valid, Reliable and Comprehensive Assessment for MH, SU and Co-Occurring Disorders
Engagement	•Utilization of System of Care Principles to Engage Families and Assist in Completion of Treatment
Evidence Based Treatments	•Usage of Evidence Based Treatments to Address Substance Use and/or Mental Health Issues
JCPC	•Involvement of Juvenile Crime Prevention Councils in programming including developing Recovery Oriented Systems of Care

JJBH Domain I: Screening and Referral

The first domain is Screening and Referral. According to Reclaiming Futures, screening involves usage of a reputable tool to identify youth who potentially have a substance use problem. In the case of JJBH, the tool should also be able to detect possible mental health challenges. 100% of the JJSBH teams identify a uniform screening process from JJ to a local provider. The tool that is used in North Carolina is the Global Appraisal of Individual Needs- Short Screener (GAIN-SS).

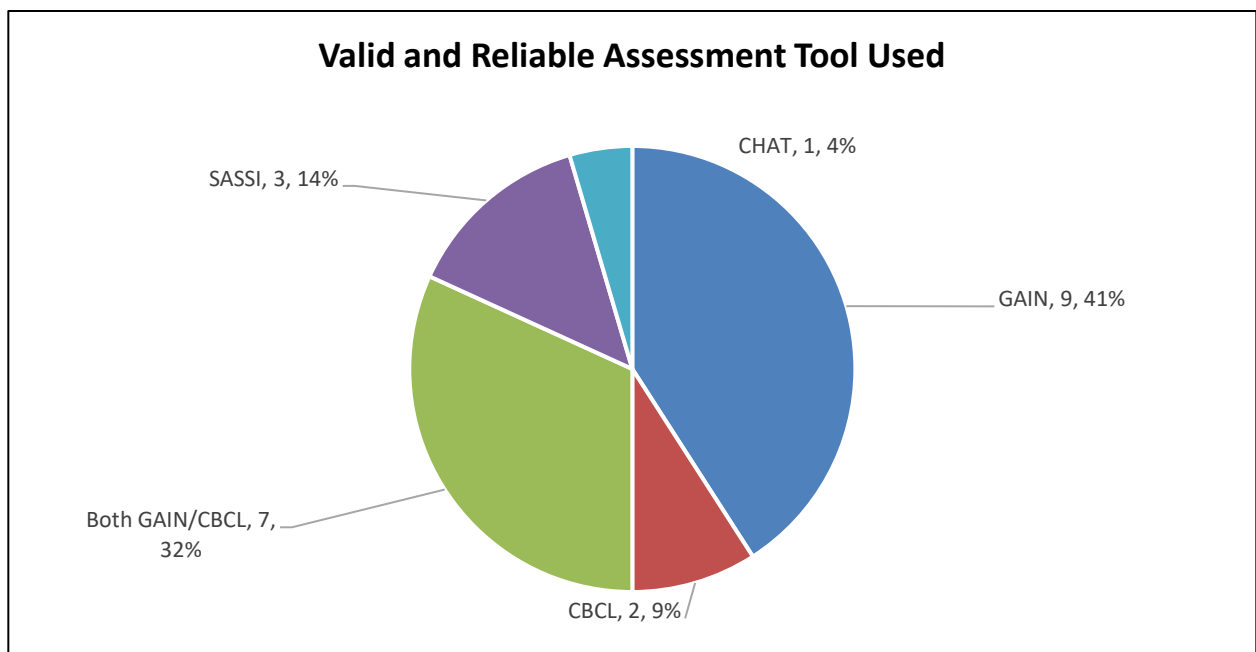
Based on data submitted by the local teams, there were 2,548 referrals from Juvenile Justice (JJ) screening to local provider(s) for assessments from July 2019 to June 2020. This averages to 212 referrals per month. For the first half of the fiscal year (July through December) there were 1,086 referrals and for the second half of the fiscal year (January through June), there were 1,462 referrals. To determine the number of referrals for each team across this time period, please see the section entitled “Local Team Processes.” The graphs below represent the total referrals completed across all JJBH teams for 2019-2020, and then a comparison of this fiscal year with the eight previous fiscal years.



JJBH Monthly Referrals-Fiscal 2012-2020													
Fiscal	Jul	Aug	Sept	Oct	Nov	Dec	Jan	Feb	Mar	Apr	May	Jun	Total
2020	138	139	189	204	212	204	244	215	257	132	455	159	2548
2019	221	177	113	198	218	171	264	288	303	293	258	202	2706
2018	216	198	153	214	215	184	222	259	272	236	250	228	2647
2017	209	200	213	215	209	194	214	294	274	254	280	249	2805
2016	238	216	249	252	241	207	232	271	350	285	316	329	3186
2015	255	245	215	295	280	275	323	278	363	334	312	346	3521
2014	247	209	197	323	265	249	259	245	316	301	259	246	3116
2013	211	238	245	271	267	235	263	279	313	289	232	241	3084
2012	240	203	257	251	309	209	299	249	317	315	332	250	3231

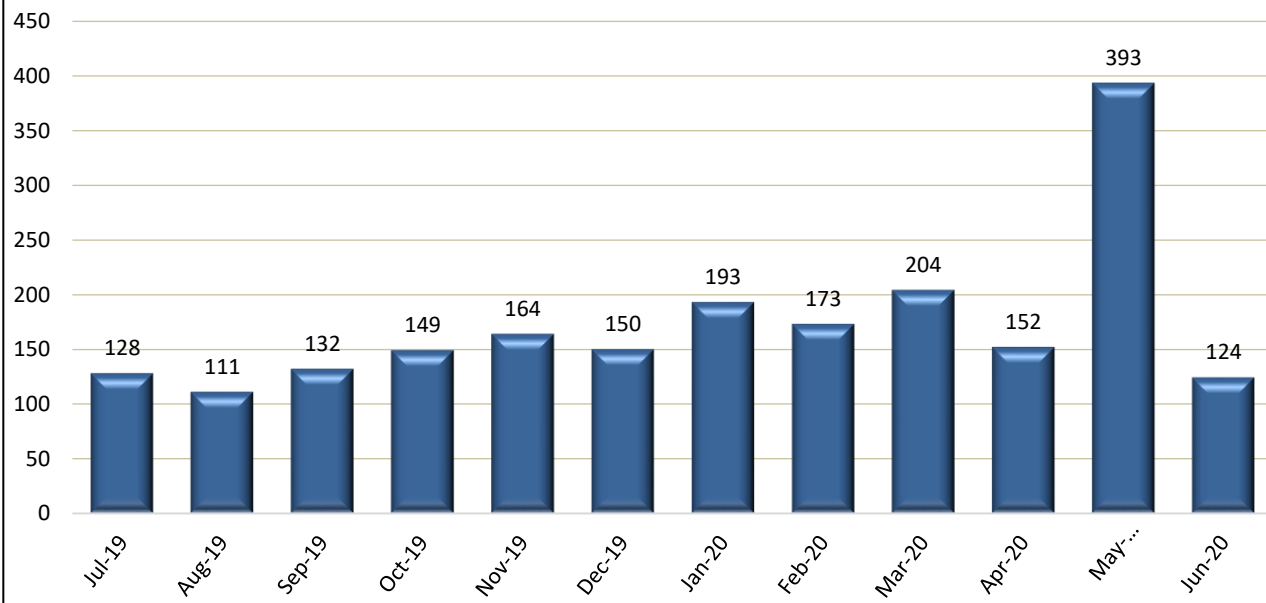
JJBH Domain II: Assessment

The second JJBH domain is Assessment. The Assessment tool used by JJBH teams must gather information on substance use and mental health challenges. According to Reclaiming Futures, a comprehensive assessment involves usage of a tool to ascertain a wide range of individual and family risk factors, service needs, as well as the youth's strengths and assets. There is data collection on types of Evidence Based Tools that teams utilized to assess youth once they were referred to a provider. The tools that were collected this year included the Global Appraisal of Individual Needs (GAIN), the Child Behavior Checklist, and the Comprehensive Health Assessment for Teens (CHAT) or some combination. All 21 teams reported using an evidence based (valid and reliable) assessment tool for mental health and/or substance use. The chart below outlines the most frequently cited valid and reliable assessment tools used by teams.



Additionally, teams collect data on the number of assessments completed each month. Based on data submitted by the local teams, there were 2,073 assessments completed by partnering providers for the JJBH during 2019-2020. This represents 80% of the youth referred being assessed. This is the same as the last fiscal year (80%). This averages to 173 assessments per month. For the first half of the fiscal year (July through December) there were 834 assessments and for the second half of the fiscal year (January through June), there were 1,239 assessments. To determine the number of assessments for each LME/MCO across this time period, please see the section entitled "Local Team Processes." The chart below represents the total assessments completed across all JJBH sites for 2019-2020 and the next graph represents a comparison of this fiscal year with the previous eight fiscal years.

JJBH Monthly Assessments Completed Across All Sites from July 2019-June 2020



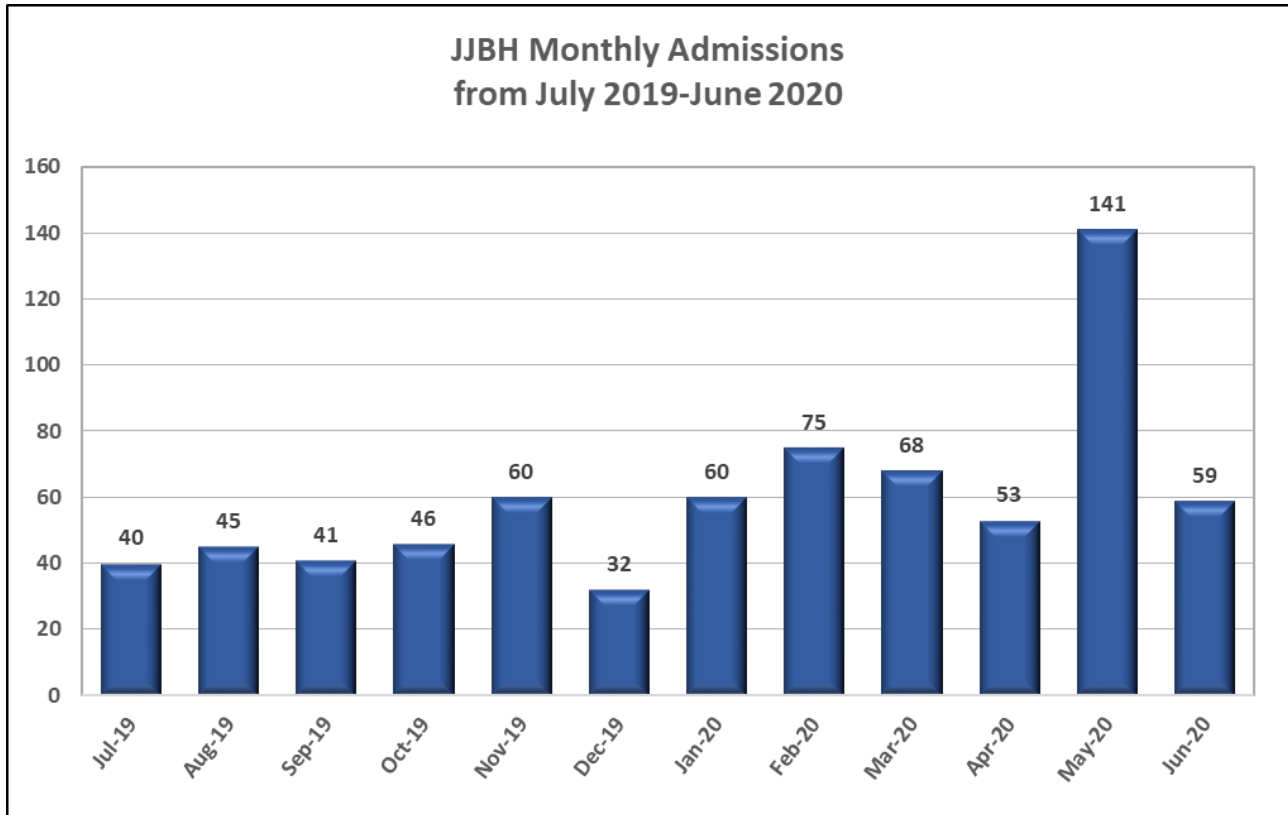
JJBH Monthly Assessments-Fiscal 2012-2020

Fiscal	Jul	Aug	Sept	Oct	Nov	Dec	Jan	Feb	Mar	Apr	May	Jun	Total
2020	128	111	132	149	164	150	193	173	204	152	393	124	2073
2019	187	150	96	164	139	123	191	206	232	231	227	182	2128
2018	181	167	121	164	159	143	173	185	216	197	234	187	2127
2017	171	147	144	113	143	125	182	195	218	165	231	211	2045
2016	165	155	196	171	169	150	151	201	171	219	190	173	2111
2015	211	198	173	237	191	188	250	154	268	227	201	202	2500
2014	194	148	126	221	148	147	176	196	244	223	208	165	2196
2013	188	178	168	207	161	173	221	199	206	270	155	176	2302
2012	196	174	205	197	208	179	195	203	187	230	244	187	2405

JJBH Domain III: Engagement

The third JJBH domain is Engagement—particularly utilizing System of Care Principles. Although engagement can entail various areas, including partnering with families and youth, the focus was ensuring admission to a partnering provider who agreed to include Child and Family Teams as part of the continuum of care. 100% of the teams cite regular usage of Child and Family Teams. For this fiscal year, there were 720 admissions to JJBH providers during 2019-2020. It is noted that several of the teams do not have the capability to track when referring youth outside of the partnering provider array, so there are likely youth who are referred to another provider but not captured in these numbers since it is based on admissions by partnering providers only. To determine the number of admissions to JJBH providers for each team across this time period, please see the section entitled “Local Team Processes.” The following graphs represent the total admissions to JJBH providers for 2019-2020 and then a

comparison of this fiscal year with the previous fiscal years.

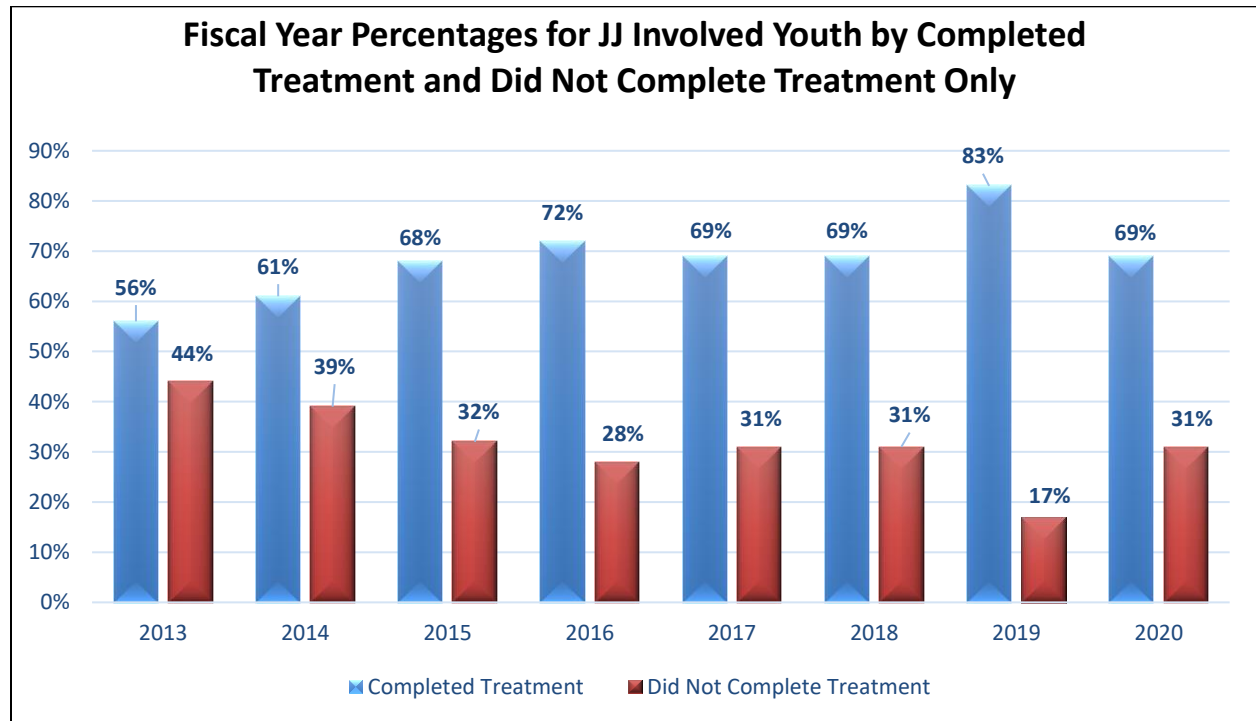


JJBH Monthly Admissions-Fiscal 2012-2020													
Fiscal	Jul	Aug	Sept	Oct	Nov	Dec	Jan	Feb	Mar	Apr	May	Jun	Total
2020	40	45	41	46	60	32	60	75	68	53	141	59	720
2019	62	55	43	56	45	46	60	73	70	81	83	48	722
2018	54	63	46	65	54	46	81	59	77	63	102	75	785
2017	80	102	94	53	75	71	64	72	83	65	78	78	915
2016	93	96	154	125	99	83	96	118	114	117	109	97	1301
2015	102	163	126	108	96	103	125	84	107	138	106	95	1353
2014	149	107	95	179	147	164	125	132	165	135	138	113	1649
2013	165	162	118	159	124	124	158	176	156	164	129	137	1772
2012	131	135	144	151	162	129	163	138	150	176	193	138	1810

Discharge Completion Rates for JJBH across Fiscal Years 2012, 2013, 2014, 2015, 2016, 2017, 2018, 2019, 2020

Another area that has been outlined is percentage of youth who have successfully completed treatment across the fiscal years. NC-TOPPS (see Section D) data is completed by treatment providers for youth who initiate and complete treatment. The **Completed Treatment** group includes that youth who successfully completed treatment services. The **Did Not Complete Treatment** group includes that youth who never received any treatment/services, were discharged at the program initiative, refused

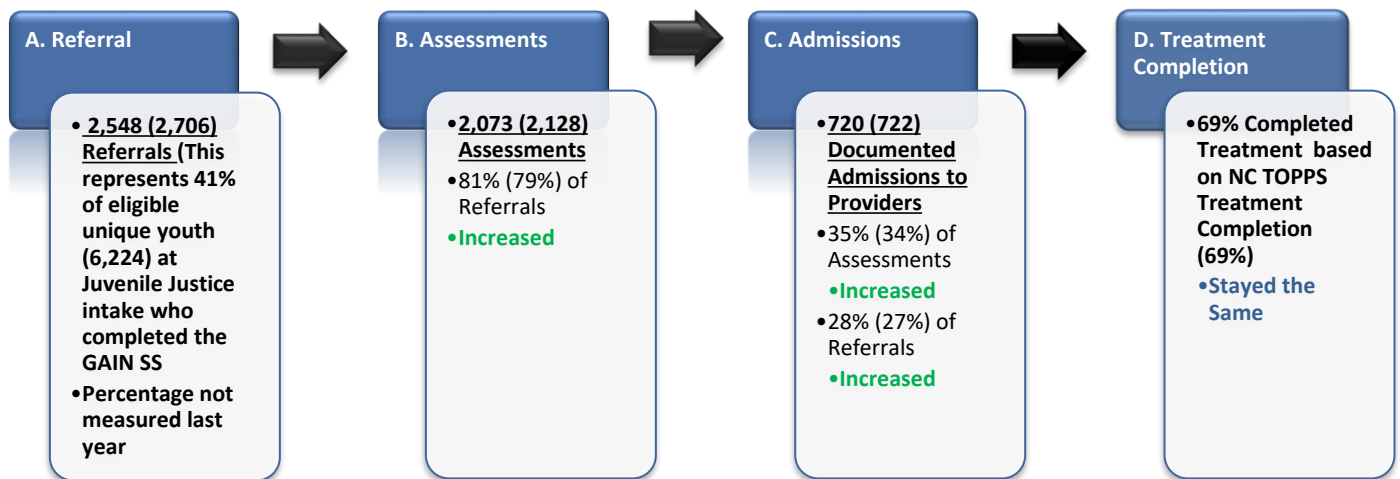
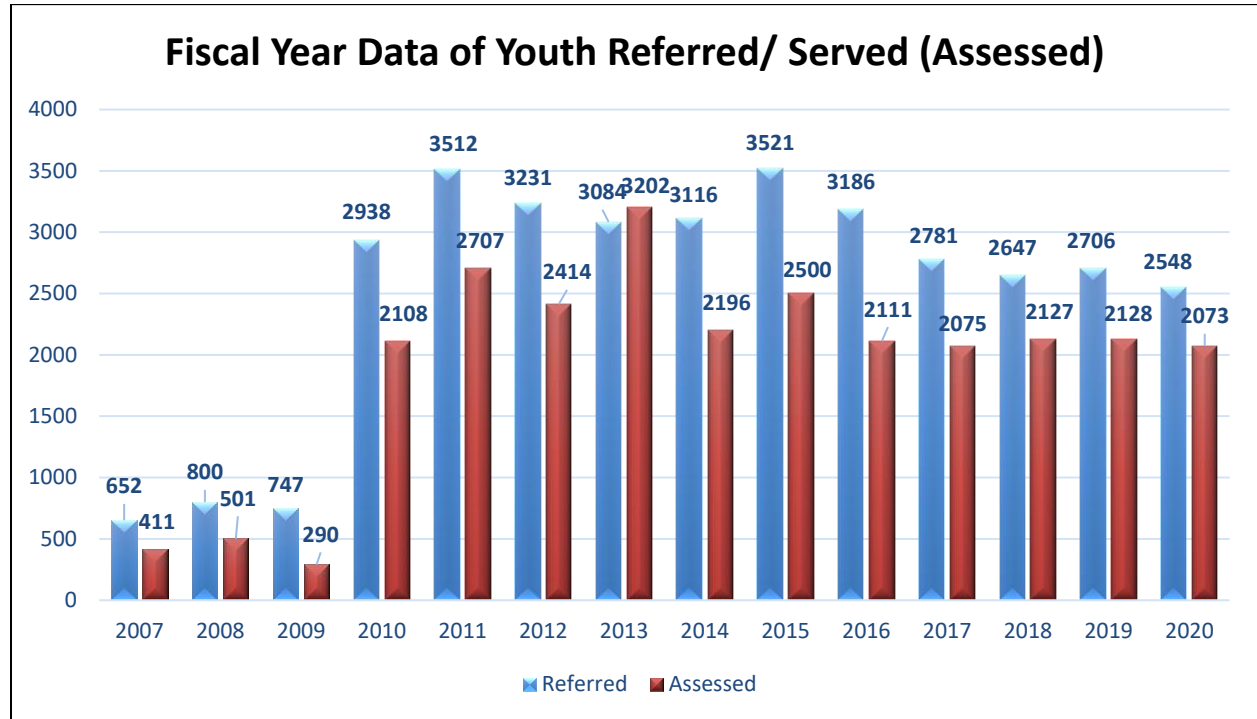
treatment, incarcerated, and did not return as scheduled within 60 days. Youth who were moved to institutions other than juvenile justice, moved out of the area, changed to a service not required by NC-TOPPS and youth who died during the fiscal year were not included in either group. The percentage of youth who completed treatment was the same as in the previous fiscal year.



Overall Process Numbers for JJBH for 2019-2020

The graphic below outlines key process points for JJBH over the last fiscal year in the following areas: a) the number of youth that had documented referrals from JJ to JJBH assessment provider; b) the number of youth assessed and documented by a JJBH provider; c) the number of youth admitted by a JJBH provider (it is again noted that youth can be referred outside of partnership to a provider who is not tracking data and based on family choice and needs); and d) the percentage of youth who successfully completed treatment based on data provided to the state by providers (see this information below). **The numbers in parentheses represent previous fiscal year data (2018-2019).**

Additionally, there is data on the number of youth referred by JJ to a JJSBH provider (formerly MAJORS), and the number of youth who were assessed by a JJBH provider for services. The next chart outlines this information over the last fiscal years. Notably, during Years 2007, 2008, 2009 (MAJORS), only youth with substance use issues were being tracked and in 2010, 2011, 2012, 2013, 2014, 2015, 2016, 2017, 2018, 2019, 2020 (JJBH), youth with mental health issues were also tracked across multiple providers.

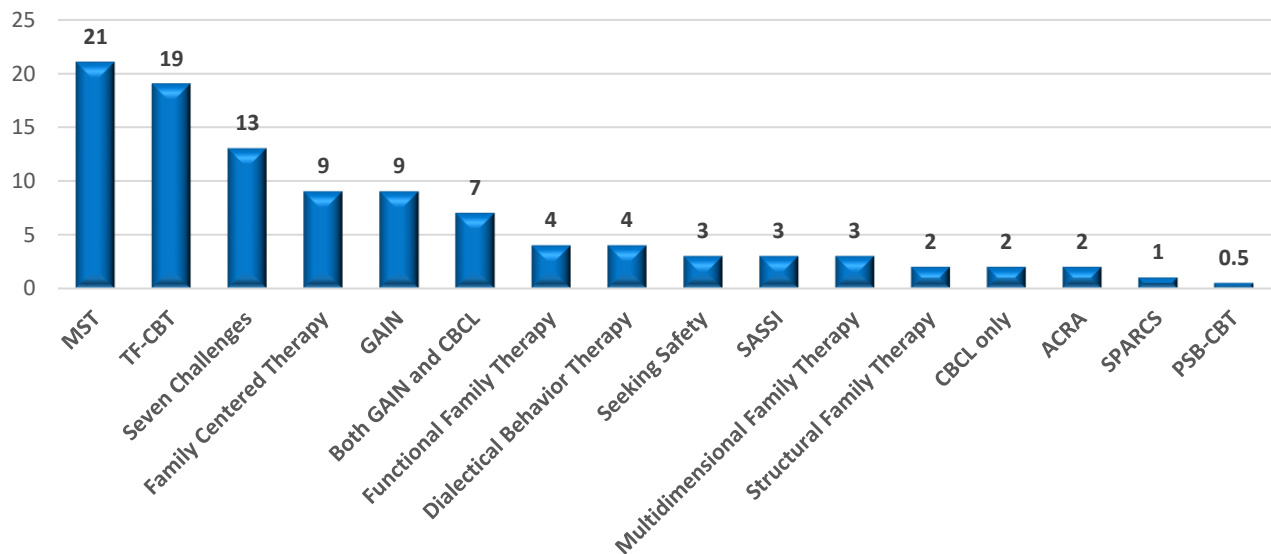


JJBH Domain IV: Evidence Based Practices/Evidence Based Treatments

The fourth domain is usage of Evidence Based Practices/Treatments. All teams cite having providers that use evidence-based treatments within their service array. The most commonly reported EBP/EBTs are

included in this report. The Evidence Based Practices/Treatments include: Multisystemic Therapy (MST), Trauma-Focused Cognitive Behavioral Therapy (TF-CBT), Global Appraisal of Individual Needs (GAIN), Seven Challenges, Child Behavior Checklist (CBCL), Multidimensional Family Therapy, Family Centered Therapy, Structured Psychotherapy for Adolescents Responding to Chronic Stress (SPARCS), Functional Family Therapy, Dialectical Behavior Therapy, Structural Family Therapy, Comprehensive Health Assessment for Teens (CHAT), Adolescent Community Reinforcement Approach (ACRA) and Seeking Safety. All of the listed areas are Evidence Based Treatments except the GAIN, CBCL and CHAT, which are Valid and Reliable Assessments. For more information on EBP's/EBT's, please refer the primer in the following link: <http://ncjibh.org/publications>. Notably, PSB-CBT is starting in one area with a team so that got a .5 rating. There is also a good resource at the California Evidence Based Clearinghouse for Child Welfare on looking up these evidence based practices at the following link: <http://www.cebc4cw.org/>

Number of EBPs/EBTs noted in Provider Array by LME/LMO Sites- Fiscal 2020



JIBH Domain V: JCPC Involvement-Developing Recovery Oriented Systems of Care and Ensuring “Beyond Treatment” Activities

The last domain involves inclusion of Juvenile Crime Prevention Council (JCPC) programming, particularly with respect to Recovery Oriented Systems of Care (ROSC).

ROSC is defined as the following:

Recovery-oriented systems of care are designed to support individuals seeking to overcome substance use disorders across the lifespan. Participants at the Summit declared, “There will be no wrong door to recovery” and also recognized that recovery-oriented systems of care need to provide “genuine, free and independent choice” (SAMHSA, 2004) among an array of treatment and recovery support options.

Services should optimally be provided in flexible, unbundled packages that evolve over time to meet the changing needs of recovering individuals. (USDHHS, 2009)

For the purposes of JJBH, the focus is to build upon treatment services to address the needs of not only youth with substance use issues, but also youth with mental health issues as well. This is described by Reclaiming Futures as “Beyond Treatment” and entails involvement in other community-based activities such as mentoring and leadership development to address the holistic needs of the youth and their families as recovery often includes natural supports and helps that can only be provided by the community. JJ leadership is involved with both JJBH and the local JCPC team.

Additionally, the UNCG TTA team provides training per request on the ROSC to the JJBH teams to help them in identifying ways to engage youth more effectively into these processes.

Section D: Activities and Accomplishments of JJBH for Fiscal 2019-2020

This section outlines some of the key overall Activities and Accomplishments of the JJBH Partnership for the 2019-2020 Fiscal Year. This will be detailed in four (4) areas that helped shape the review of activities: 1) Strengthen Partnerships, Communication, and Information Sharing; 2) Improve Data Reporting; 3) Provide Support for Training and Technical Assistance; and 4) Provide Support for Usage of Evidence Based Practices/Evidence Based Treatments/Best Practices. Each of these areas is outlined below.

1. Strengthen Cross-System Partnerships, Communication and Information Sharing

One of the goals for this fiscal year was to provide support for teams to continue their work in cross-system partnerships, including strengthening information sharing mechanism, documentation of activities, and providing opportunities for cross-system training and collaboration. Local teams meet at varying frequencies from quarterly to every week (for clinical staffing). Additionally, the state level partnership meets to review and discuss the initiative and processes and to obtain and provide feedback. The main activities for JJBH are highlighted below:

1. 7/5 – Eastpointe SOC Coordinators and Family Partner Coordinator to develop a training plan for African American Youth and Trauma across the catchment area (Web Ex)
2. Also have provided an overview and technical assistance related to implementation to the Alliance Leadership Team and Alliance Cumberland JJBH Team
3. Coaching and technical assistance regarding the Juvenile Justice Access to Behavioral Health Services Flow Chart (Cardinal Teams)
4. 10/1 – JJBH Orientation for new Cardinal Mecklenburg Team Members
5. 10/8 – Youth & Family Engagement Community Event & Focus Group
6. 10/15 - Follow-up to Youth Engagement Training and Development of Next Steps (Alliance Wake)
7. 10/31 – Engaging Families While Managing an Out of Home Placement Training (Sandhills 8 County)
8. 12/10-Field Specialist Training for Piedmont Area on JJBH Processes
9. 12/17 – Provided technical assistance related to information sharing and a process for consent for release of information within the Single assessor model (Sandhills Guilford)
10. 1/8 – Process Improvement Booster Training and Recovery Oriented System of Care Training (Guilford)
11. 1/29 – Cultural Responsiveness Training (Chapel Hill)
12. JJBH Best Practices Training for DJJ Field Service Specialists
13. 2/27 – Cultural Responsiveness Training (Williamston)
14. 3/5 – Cultural Responsiveness Training at the NCJSA Conference (Carolina Beach)
15. 3/12 – Recovery Oriented System of Care Overview Training (Durham)

16. Provided technical assistance for the development of a Service Array. The array will reduce the barriers of unclear referral processes and available services (Cardinal Trillium)
 - a. COVID-19 adapted-Orientation to Juvenile Justice Behavioral Health & Supporting Work Within Cross-Systems Series:
 - i. The Importance of Court Counselors in Juvenile Justice Behavioral Health Partnerships: May 18th (2 trainings) – May 21st, June 2nd
 - ii. The Intersection Between Behavioral Health and Juvenile Justice: Key Aspects of the Behavioral Health System for Juvenile Court Counselors - May 19th, May 29th
 - iii. Using the GAIN-Short Screener: Best Practices on Why and How to Use a Behavioral Health Screening Tool - May 18th, May 20th, May 26th, June 4th
 - iv. Information Sharing Booster for Juvenile Court Counselors – May 27th, June 1st
 - v. Key Concepts in Cultural Responsiveness and the Impact of Socio-Economic Status on JJBH Processes – May 28th, June 3rd
 - vi. Detention Substance Use Services: Focus on Engagement and Processes including Brief Challenges – June 2nd
2. It was important to continue to update the JJBH website, including weekly updates of the Substance Use Residential beds (based on what data is submitted by agencies) for those in state seeking this resource for juvenile justice involved youth. The Residential census that is updated by UNCG students is at the following link: <http://ncijbh.org/residential-census>

2. Improve Data Reporting

This second area for the fiscal year was to improve already existing data reporting mechanisms to help increase the ability to describe local and state processes. This includes two forms of data: the monthly report that is required by the Division of LME/MCO partners and the collection of North Carolina Treatment Outcomes and Program Performance System that is required by providers:

- A. Some of the teams continued to use the data system, Qualtrics, through UNCG to submit their monthly data reports. This allowed local teams to generate a report of their data at the time of submission. The main data points continue to be referrals, assessments, admissions, evidence-based assessments and evidence-based treatments.
- B. UNCG worked with teams on the data system and compliance/accuracy of data submissions. This includes training new liaisons since there were many staff changes through the year. Reports were generated and provided to state level partners and local teams when requested. The survey questions for the monthly reports are located in Appendix A.
- C. UNCG continued the process this year on the web portal for linking data for teams through online submissions. This included working with UNCG IT to develop platform and questions and work with state team to streamline the questions. Updates on the web portal are below:
 - a. In-person and webinar trainings on 7/2, 8/12, 8/23, 9/4, 9/6, 9/10 – as well as, individual technical assistance for the Web Portal launch for Cardinal AOC-PC, Cardinal 5 County, Cardinal Triad, Cardinal Piedmont, Cardinal Mecklenburg, Cardinal & Trillium District 6, and Sandhills Guilford.
 - b. 10/1 – Web Portal Training for Cardinal Providers

- c. 10/11 – JJBH Data Overview and Web Portal Training for a Sandhills Guilford Team Members
 - d. 10/17 - Web Portal Training by WebEx
 - e. 11/6 – Provided training and technical assistance on Orientation, Data Tracking and the Web Portal and team Fitness for the SOC Manager and SOC Coordinators for Cardinal Innovations 1
 - f. 1/9 – Web Portal Orientation Training (Durham)
 - g. 3/26 – Web Portal Orientation Training (WebEx – Cardinal 5 County)
 - h. Developed Data Reports and/or provided technical assistance for the following teams: Sandhills 8 County, Sandhills Guilford, Cardinal Piedmont, Cardinal Mecklenburg, Cardinal & Trillium District 6, Partners South, Vaya, Eastpointe Kinston, Eastpointe Lumberton and Eastpointe Rocky Mount – reports used to problem-solve barriers for moving youth into & through treatment
 - i. Began Data Reconciliation Project with the following teams: Cardinal AOCPC, Cardinal Mecklenburg, Cardinal Piedmont.
- D. UNCG obtained, cleaned and linked NC-TOPPS data. This is to assist in providing more information about quality and treatment provided to youth who are admitted to services. UNCG provided end of previous fiscal year and mid-year information out to the state and local teams about NC-TOPPS data. NC-TOPPS interview forms can be found here: <https://nctopps.ncdmh.net/dev/GettingStartedWithNCTOPPS.asp>
- E. The UNCG evaluation team continued to provide information to state and local team partners regarding the de-identified database in which access was granted in 2012 and continued during this fiscal year. Teams can access analyses per request and the questions are outlined in Appendix B.

3. Provide Support for Training and Technical Assistance

- A. Technical Assistance. Another activity of JJBH was to provide technical assistance directly to local teams. The state level partners requested that teams be visited at least two times during the year. There was a total of 163 site visits to teams from July 2019 through June 2020. These visits helped to identify barriers at the local team level and possible solutions/information from state level partners, information sharing on evidence based practices, and sharing of other team’s processes as ways to address barriers and encourage use of funds to support processes.

The following visits were completed by UNCG in Fiscal 2020:

Type of Contact	First Quarter	Second Quarter	Third Quarter	Fourth Quarter
Support Visits	1. 7/1 - Trillium Central Team Meeting (Web Ex)	51. 10/2 – Sandhills Guilford Team Meeting	78. 1/8 – Sandhills Guilford Team Meeting	123. 4/8 Sandhills Guilford Leadership Team Meeting (RF)
	2. 7/3 – Cardinal & Trillium District 6 Provider Meeting (Web Ex)	52. 10/3 – Partners Rutherford Team Meeting	79. 1/9 - Alliance Durham Team Meeting	124. 4/8 Eastpointe Lumberton Team Meeting
	3. 7/5 Eastpointe SOC Coordinators and Family Partner Coordinator (Web Ex)	53. 10/4 – Cardinal Piedmont Team Meeting	80. 1/9 - Cardinal Mecklenburg Team Meeting	125. 4/9 Eastpointe Rocky Mount Team Meeting
	4. 7/8 Partners Rutherford Planning Meeting (Coaching Call)	54. 10/7 – Cardinal Mecklenburg Leadership Meeting (WebEx)	81. 1/10 - Cardinal Triad Team Meeting	126. 4/9 Cardinal Mecklenburg Team Meeting
	5. 7/15 – AOC/PC – Single Assessor Orientation Meeting	55. 10/7 – Trillium Central Team Meeting (WebEx)	82. 1/13 – Partners North Team Meeting	127. 4/6 Trillium Central Team Meeting
	6. 7/17 Partners South Team Meeting	56. 10/8 – Durham Youth and Family Engagement Community Event	83. 1/22 – Alliance Cumberland Team Meeting	128. 4/13 Partners North Team Meeting
	7. 7/17 Cardinal Mecklenburg Leadership Meeting	57. 10/9 Eastpointe Lumberton Team Meeting	84. 1/24 – Sandhills 8 County Team Meeting	129. 4/14 Coaching/Technical Assistance - Cardinal Central (AOCPC)
	8. 7/19 – Alliance Teams w/ Special Populations Manager (Coaching Call)	58. 10/10 – Cardinal Mecklenburg Team Meeting	85. 1/27 – Eastpointe Kinston Team Meeting	130. 4/16 Vaya Team Meeting
	9. 7/22 – Partners South –charting HFW/TCC and JJBH processes (call)	59. 10/15 - Alliance Wake Team Meeting	86. 1/27 – Cardinal & Trillium District 6 Team Meeting	131. 4/17 Cardinal Central Team Meeting
	10. 7/25-Eastpointe Rocky Mount Team meeting	60. 10/18 – Cardinal AOC-PC Team Meeting	87. 1/28 - Partners Central Team Meeting	132. 4/20 Coaching/Technical Assistance – Cardinal Triad
	11. 7/26 – Sandhills 8 Quarterly Provider/Full Team Meeting	61. 10/22 – Partners Central Team Meeting	88. 1/28 – Eastpointe Lumberton Team Meeting	133. 4/20 Coaching/Technical Assistance – Sandhills 8 County
	12. 7/29 – Cardinal & Trillium District 6 Team Meeting (Web Ex)	62. 10/24 – Trillium North Team Meeting	89. 2/6 – Cardinal Triad Team Meeting	134. 4/21 Cardinal Four County Team Meeting
	13. 8/1 – Partners Rutherford Team Meeting (Call)	63. 10/25 – Sandhills 8 County Provider/Full Team Meeting	90. 2/7 – Cardinal Piedmont Team Meeting	135. 4/24 Cardinal Piedmont Team Meeting
	14. 8/5 – AOC/PC Stephanie Jones Coaching Call	64. 10/29 – Cardinal & Trillium District 6 Team Meeting	91. 2/10 - Partners North Team Meeting	136. 4/24 Sandhills 8 Quarterly Full Team Meeting
	15. 8/6 – Cardinal Mecklenburg Leadership Call	65. 11/1 – Cardinal Piedmont Team Meeting (Conference Call)	92. 2/12 – Eastpointe Lumberton Team Meeting	137. 4/27 Eastpointe Kinston Team Meeting
	66. 11/4 – Trillium Central Team Meeting (attended by conference call)	93. 2/12 – Sandhills Guilford Leadership (RF) Team Meeting	138. 4/27 Cardinal & Trillium District 6 Team Meeting	
		94. 2/13 – Alliance Durham Team Meeting	139. 4/30 Trillium North Team Meeting	
		95. 2/13 – Cardinal Mecklenburg Team Meeting		

Type of Contact	First Quarter	Second Quarter	Third Quarter	Fourth Quarter
	16. 8/7 -Sandhills 8 Plan of Work Meeting w/ SOC Liaisons	67. 11/14 – Alliance Durham Team Meeting	96. 2/17 – Cardinal & Trillium District 6 Team Meeting	140. 5/1 Cardinal Piedmont Team Meeting
	17. 8/7 – Sandhills Guilford Team Meeting	68. 11/14 – Cardinal Mecklenburg Team Meeting	97. 2/18 – Alliance Wake Team Meeting	141. 5/1 Cardinal Triad Team Meeting
	18. 8/8 – Cardinal Mecklenburg Team Meeting	69. 11/15 – AOC-PC Leadership Team Meeting	98. 2/18 - Cardinal 5 County Team Meeting	142. 5/6 Sandhills Guilford Team Meeting
	19. 8/8 – Alliance Durham Team Meeting	70. 11/15 – Cardinal Triad Planning Meeting with SOC Coordinator	99. 2/19 - Partners South Team Meeting	143. 5/7 Partners Rutherford Team Meeting
	20. 8/16 – Cardinal & Trillium District 6 Coaching Call	71. 11/26 – Partners Central Team Meeting – participated by conference call	100. 2/24 – Eastpointe Kinston Team Meeting	144. 5/13 Eastpointe Lumberton Team Meeting
	21. 8/16 – Trillium North Coaching Call	72. 12/2 – Trillium Central Team Meeting by WebEx	101. 2/24 – Vaya Data Committee Meeting	145. 5/13 Sandhills Guilford Leadership Team (RF) Meeting
	22. 8/21 – Alliance Cumberland – Flow Chart development of HFW/TCC and JJBH processes	73. 12/6 – Cardinal Triad Team Meeting	102. 2/25 – Partners Central Team Meeting	146. 5/14 Cardinal Mecklenburg Team Meeting
	23. 8/22 – Trillium North Team Meeting (Plan of Work)	74. 12/11 – Eastpointe Lumberton Team Meeting	103. 2/26 – Alliance Cumberland Team Meeting	147. 5/15 Cardinal Central (AOCPC) Team Meeting
	24. 8/23 – AOC/PC Team Meeting	75. 12/16 – Partners North Team Meeting	104. 2/28 – Sandhills 8 County Meeting with SOC Coordinators	148. 5/19 Alliance Wake Team Meeting
	25. 8/26 – Cardinal & Trillium District 6 Team Meeting	76. 12/17 – Cardinal 5 County Team Meeting	105. 3/2 – Cardinal 5 County Team Meeting	149. 5/19 Cardinal Four County Team Meeting
	26. 8/28 – Alliance Cumberland Team Meeting	77. 12/18 – Partners South Team Meeting	106. 3/2 - Trillium Central Team Meeting	150. Partners South Team Meeting 5/20
	27. 9/4 – Sandhills Guilford Team Meeting		107. 3/5 – Sandhills 8 County Leadership Team Meeting	151. 5/26 Partners Central Team Meeting
	28. 9/6 - Cardinal Piedmont Team Meeting		108. 3/6 – Cardinal Piedmont Team Meeting	152. 5/27 Coaching/Technical Assistance – Sandhills Guilford
	29. 9/6 – Cardinal Triad Team Meeting		109. 3/6 – Cardinal Triad Team Meeting	153. 5/27 Alliance Cumberland Team Meeting
	30. 9/9 – Meeting with Cardinal Triad SOC Coordinator		110. 3/9 - Eastpointe Lumberton Management Team Meeting	154. 6/3 Sandhills Guilford Team Meeting
	31. 9/10 – Trillium Central Coaching Call with SOC Coordinator		111. 3/9 – Eastpointe Rocky Mount Management Team Meeting	155. 6/5 Cardinal Piedmont Team Meeting
	32. 9/10 – AOC/PC single Assessor Coaching Call		112. 3/10 – Cardinal Mecklenburg Leadership Team	156. 6/5 Cardinal Triad Team Meeting
	33. 9/11 – Sandhills Guilford Leadership Meeting (Reclaiming		113. 3/12 – Alliance Durham Team Meeting	157. 6/8 Cardinal Mecklenburg Leadership Team Meeting
			114. 3/12 – Cardinal Mecklenburg Team Meeting	158. 6/9 Coaching/Technical

Type of Contact	First Quarter	Second Quarter	Third Quarter	Fourth Quarter
	Futures) attended by phone		115. 3/16 – Cardinal Mecklenburg Leadership Meeting	Assistance Partners South
	34. 9/11 – Eastpointe Lumberton Team Meeting		116. 3/17 – Cardinal 5 County Team Meeting	159. 6/10 Eastpointe Lumberton Team Meeting
	35. 9/12 – Alliance Durham Team Meeting		117. 3/18 – Partners South Team Meeting	160. 6/16 Cardinal Four County Team Meeting
	36. 9/13 – Partners South Plan of Work with Chief and meeting to problem solve referral process that includes HFW/TCC		118. 3/19 - Cardinal Mecklenburg Training Committee Meeting	161. 6/22 Eastpointe Kinston Team Meeting
	37. 9/13 – District 6 Team Meeting (call)		119. 3/20 – Cardinal AOCPC Team Meeting	162. 6/25 Eastpointe Lumberton Leadership Team Meeting
	38. 9/16-Vaya Health Team meeting		120. 3/20 – Cardinal Piedmont Meeting with SOC Coordinator	163. 6/27 Cardinal Central (AOCPC)Team Meeting /8 – Sandhills Guilford Team Meeting
	39. 9/17 – Alliance Wake Team Meeting		121. 3/23 – Eastpointe Kinston Management Team Meeting	Trillium Central
	40. 9/17 – Cardinal 5 County Team Meeting & Meeting w/ SOC Manger & Coordinator		122. 3/30 – Partners Central & Partners Rutherford meeting with the SOC Manager	
	41. 9/19 – Cardinal Piedmont Coaching call			
	42. 9/19 – Cardinal AOC/PC Coaching call			
	43. 9/20 – Cardinal AOC/PC Leadership Meeting			
	44. 9/23 – Alliance Durham Youth & Family Voice Committee (Call)			
	45. 9/23-Eastpointe Goldsboro Team meeting			
	46. 9/24 – Cardinal Mecklenburg Leadership Call (Coaching)			
	47. 9/25 – Partners Central Meeting (Call)			
	48. 9/25 Alliance Cumberland Team Meeting			
	49. 9/26 – Cardinal Mecklenburg Team Meeting			

Type of Contact	First Quarter	Second Quarter	Third Quarter	Fourth Quarter
	50. 9/30 – Cardinal & Trillium District 6 Team Meeting			

- B. TA updates were provided monthly to the Division liaison.
- C. Additionally, there was continued support for sustaining 6 Reclaiming Futures teams including Alliance Cumberland, Partners North, Partners Central, Partners South, Sandhills Guilford, and Cardinal Mecklenburg.
- D. As noted in Section 1, UNCG provided or facilitated discipline specific training as noted here:

Trainings Completed by UNCG the 4 th Quarter			
Date	Name of Training	Total Participants	Location
12/10/2019	Field Specialists JJBH Training	7	Lexington NC
4/8/2020	Web Portal Orientation-Eastpointe Lumberton	9	Online
4/9/2020	Web Portal Orientation-Eastpointe Rocky Mount	9	Online
4/21/2020	JJBH Overview Training as part of CCA and Continuum of Care Training-Cardinal Mecklenburg	21	Online
4/24/2020	Recovery Oriented System of Care Training-Cardinal Piedmont	12	Online
4/24/2020	Cultural Competency Module: Impact of Socioeconomic status on JJBH processes-Cardinal Piedmont	12	Online
4/30/2020	JJBH Overview Training and Web portal training-Trillium North	10	Online
5/1/2020	Team Fitness through Process Improvement and Data Lens-Cardinal Piedmont	12	Online
5/18/2020 (morning)	The Importance of Court Counselors in Juvenile Justice Behavioral Health Partnerships	17	Online
5/18/2020 (afternoon)	The Importance of Court Counselors in Juvenile Justice Behavioral Health Partnerships-Statewide training	18	Online
5/18/2020	Using the GAIN-Short Screener: Best Practices on Why and How to Use a Behavioral Health Screening Tool-Statewide training	14	Online
5/19/2020	The Intersection Between Behavioral Health and Juvenile Justice: Key Aspects of the Behavioral Health System for Juvenile Court Counselors-Statewide training	25	Online
5/20/2020	Using the GAIN-Short Screener: Best Practices on Why and How to Use a Behavioral Health Screening Tool-Statewide training	20	Online

Trainings Completed by UNCG the 4 th Quarter			
Date	Name of Training	Total Participants	Location
5/21/2020	Cultural Competency Module: Impact of Socioeconomic status on JJBH processes	26	Online
5/21/2020	The Importance of Court Counselors in Juvenile Justice Behavioral Health Partnerships-Statewide training	20	Online
5/26/2020	Using the GAIN-Short Screener: Best Practices on Why and How to Use a Behavioral Health Screening Tool-Statewide training	30	Online
5/28/2020	Key Concepts in Cultural Responsiveness and the Impact of Socio-Economic Status on JJBH Processes-Statewide training	23	Online
5/29/2020	The Intersection Between Behavioral Health and Juvenile Justice: Key Aspects of the Behavioral Health System for Juvenile Court Counselors-Statewide training	62	Online
6/1/2020	Information Sharing Booster for Juvenile Court Counselors-Statewide training	33	Online
6/2/2020	The Importance of Court Counselors in Juvenile Justice Behavioral Health Partnerships-Statewide training	28	Online
6/2/2020	Detention Substance Use Services: Focus on Engagement and Processes including Brief Challenges-Statewide training	42	Online
6/3/2020	Key Concepts in Cultural Responsiveness and the Impact of Socio-Economic Status on JJBH Processes-Statewide training	27	Online
6/4/2020	Using the GAIN-Short Screener: Best Practices on Why and How to Use a Behavioral Health Screening Tool-Statewide training	14	Online
6/10/2020	Team Fitness Training-Eastpointe Lumberton	11	Online
6/11-6/12/2020	Seeking Safety Training Modules 1 and 2 (those who fully attended) -Statewide training	95	Online
6/16/2020	JJBH Overview Training-Cardinal Four County	15	Online
6/18-6/19/2020	Seeking Safety Training Modules 3 and 4 (those who fully attended) -Statewide training	82	Online
UNCG Assisted in Registration and funding			
May and June	Seven Challenges Initial Online training	2	Online
May and June	Seven Challenges Leader Online Training	7	Online

4. Provide Support for Usage of Evidence Based Practices/Evidence Based Treatments and Best Practices

The goal is to encourage and support teams in the utilization of evidence-based practices/evidence-based treatments and opportunities for teams to increase their ability to provide more effective services to juvenile justice involved youth and their families. This entailed the following activities (See training section for actual support provided for training by JJBH).

- A. Provided support to Division supported Seven Challenges training (see above)
- B. Provided training on Seeking Safety for both providers and juvenile justice staff (see above)

Section E: LOCAL TEAM PROCESSES

This section outlines all of the local team processes within each of the local JJBH sites by LME/MCO. As a reminder, there are some sites where there is more than one team, and even differentiation within team based on Court District preferences. The following table provides a general overview of Evidence Based Assessment, Practices, and Treatments for each of the teams in which juvenile justice involved youth are engaged for JJBH and only lists those for which at least two teams are utilizing this practice. It is noted that these are the practices based on the team’s monthly data of what was actually done. More information on evidence based practices can be found in a primer on the publications link here: <http://ncjibh.org/publications>

	GAIN	CBCL	BOTH GAIN AND CBCL	SASSI	MST	ACRA	Seven Challenges	Trauma – Focused CBT	Functional Family Therapy	Multidimensional Family Therapy	Dialectical Behavioral Therapy	Family Centered Treatment	PSB-CBT	SPARCS	Seeking Safety	Structural Family Therapy
Alliance Cumberland	X				X		X	X				X				
Alliance Durham	X				X		X	X							X	
Alliance Wake	X				X	*	X	X			X	X	*	X	X	
Cardinal Central	X			X	X		X	X			X	X			X	
Cardinal District 6			x		X		X									
Cardinal 5 County			X		X	X	X	X								
Cardinal Piedmont		X		X	X		X	X			X					
Cardinal Mecklenburg			x		X			X								
Cardinal Triad			x		X		X	X				X				
Eastpointe Kinston	X				X		X	X								
Eastpointe Lumberton	X				X			X								X
Eastpointe Rocky Mount	X				X			X			X					X
Partners South			x		X			X	X	X		X				
Partners Central				x	X			X		X		X				
Partners North			x		X			X		X		X				
Partners Rutherford					x				X							
Sandhills 8 County		X			X		X	X	X				x			
Sandhills Guilford			x		X		X	X					x			
Trillium Central (uses CHAT)					X		X	X								
Trillium North	X				X			X	X							
Vaya	X				X	X	X	X								

ALLIANCE HEALTH-CUMBERLAND TEAM

Key Team Members

Eric Johnson
Special Populations Manager

Syreeta Davis
Family Partner Navigator

Carlotta Ray
Care Coordination Supervisor

Tina Higgs
Community Relations Specialist

Sharon Glover
System of Care Coordinator

Ron Scott
Provider Network Development Specialist

Elizabeth Bradley
Quality Review Coordinator

Jason Hunter
Chief-District 12

LaVondra McCloud
Access Family Services

Dr. Kim Young
Alexander Youth Network

Tanisha James
Carolina Outreach

Sarah Hallock
Cumberland County CommuniCare

Jasun Thompson
Extended Reach

Denise Haire & Brian Hackett
Haire Enterprises

Ashley Sparks & James Mighty
Pinnacle Family Services

Roderick Brown
Yelverton Enrichment Services

Kimberly Taxiera
Youth Villages

Affiliated Counties: Cumberland

Other JJ Initiatives Reclaiming Futures

Alliance Health —Cumberland (2019-2020)

	July 2019	August 2019	September 2019	October 2019	November 2019	December 2019	January 2020	February 2020	March 2020	April 2020	May 2020	June 2020	Total	% of Ref.
Referrals	9	6	7	17	12	10	12	9	19	23	77	13	214	---
Assessments	1	2	1	10	8	7	13	3	9	11	32	7	104	49%
Admissions	0	0	0	0	2	0	1	0	0	0	3	4	10	5%

ALLIANCE HEALTH-DURHAM TEAM

Key Team Members

Eric Johnson
Specialty Populations Manager

Alexandra Kam
Youth Villages

Ron Scott
Provider Network Specialist

Akia Gore
Turning Point Family Care

Tasha Jones Butts
Chief - District 14

Antoine Stith
B&D Behavioral Health Services

Marissa Touhey
Carolina Outreach

Elizabeth Gaylord & Amelia Lower
Easter Seals UCP

Janet Mutahangarwa
Easter Seals UCP JJBH Assessor

Carrie Hendricks
El Futuro, Inc.

Rhonda French
Visions Counseling Studio, PLLC

Jamarr Garris
Youth Extensions

Marisha Mathis
Easter Seals YDC Assessor

Angela Nunn
Durham County Youth Home

Megan Raymond
Reintegration Support Network

Tamala McDowell
Supervisor – District 14

Dr. Tonya Armstrong & Dr. Wang
Armstrong Center for Hope

Kamu Mimy
Family Partner Navigator

Pamela Joyner
Field Service Specialist – District 14

Larry Simpson & James Mighty
Pinnacle Family Services

Elizabeth Bradley
Quality Review Coordinator

Shicara Randolph
Court Liaison

Ashley Bass Mitchell
SOC Coordinator

Affiliated Counties: Durham

Alliance Health —Durham (2019-2020)

	July 2019	August 2019	September 2019	October 2019	November 2019	December 2019	January 2020	February 2020	March 2020	April 2020	May 2020	June 2020	Total	% of Ref.
Referrals	2	4	5	8	4	5	8	4	3	0	16	6	65	---
Assessments	4	2	0	4	2	5	5	8	4	3	18	3	58	89%
Admissions	0	3	1	2	2	0	1	0	2	3	5	1	20	31%

ALLIANCE HEALTH-WAKE TEAM

Key Team Members

Eric Johnson
Specialty Populations Manager

Donald Pinchback
Chief-District 10

Megan Wingate & Elizabeth Gaylord
Easterseals UCP, Inc.

James Ward
Sigma Health Services

James Mighty
Pinnacle Family Services

Darryl Lanier
Yelverton Services

Beth Bradley
Quality Review Coordinator

Mala Ross
Access Family Services

Brandon Robinson
Fellowship Health Resources

Trish Wisse
Hope Services

Allison Smith & Ashley Martin,
Youth Villages

Stephanie Pollard
Court Liaison

Anita Wise
Southlight Healthcare

Ashley Barber & Corey Williams
Carolina Outreach

Amy Spalding,
Haven House, LLC

Kimberly Dekan
Triangle Family Services

Alison Burke
Turning Point

Affiliated Counties: Wake

Alliance Health —Wake (2019-2020)

	July 2019	August 2019	September 2019	October 2019	November 2019	December 2019	January 2020	February 2020	March 2020	April 2020	May 2020	June 2020	Total	% of Ref.
Referrals	12	12	26	12	15	14	13	21	15	13	60	9	222	---
Assessments	6	6	10	14	12	11	11	13	8	14	50	11	166	75%
Admissions	2	1	0	0	0	0	2	4	0	0	11	1	21	9%

CARDINAL INNOVATIONS-CENTRAL TEAM

Key Team Members

Stephanie Jones
System of Care Coordinator

Tom Lesniak
RHA

Peggy Hamlett
Chief - District 15

Amanda Farris
Supervisor District 15

Lexi Kam
Youth Villages

Vidah Otieno
Amethyst Consulting and Treatment

Melanie Tudor
Youth Haven Services

Carol McLelland
Freedom House Recovery Center

Chandrika Brown
North Carolina Families United

Larry Simpson
Pinnacle Family Services

Megan Raymond
Reintegration Support Network

David Carter
Chief - District 9

James Strickland
Solutions Community Supports

Barbara Young
North Carolina Families United

Bobby Foster
Alamance Academy

Alison Uhlenberg
Field Service Specialist District 15

Arneisha Crossen
Supervisor – District 9

Ronnie Dunevant
Roots and Wings of Person County

Tony Johnson
Securing Resources

Sherry Thompson
Pinnacle Family Services

Shaquita Freer
Program Coordinator

Carissa Brown
Daymark Recovery Services

Affiliated Counties: Joined Orange & Chatham counties in reporting for Reclaiming Futures

Cardinal Innovations-Alamance, Chatham, Orange, Person, Caswell (2019-2020)

	July 2019	August 2019	September 2019	October 2019	November 2019	December 2019	January 2020	February 2020	March 2020	April 2020	May 2020	June 2020	Total	% of Ref.
Referrals	10	11	14	9	20	26	16	10	13	5	4	10	154	---
Assessments	7	12	8	11	9	15	14	10	8	6	6	11	119	77%
Admissions	0	0	2	3	1	2	4	5	3	3	3	0	26	22%

CARDINAL INNOVATIONS-FOUR COUNTY

Key Team Members

Noel Thomas Lester
System of Care Manager

Whitney Robertson
System of Care Coordinator

David Carter
Chief-District 9

Bobbie Jo Hopf
Youth Villages

Latisha Teachey
Freedom House Recovery Lake Area

Barbara Young
North Carolina Families United

Nicole Spruill
Vision Behavioral Health Services

Alexandra Kam
Youth Villages

Arneisha Crossen
Supervisor- District 9

Jamie Mitchell
Daymark Recovery

Affiliated Counties: Franklin, Granville, Vance, Warren

Cardinal Innovations –Five County (Without Halifax/2019-2020)

	July 2019	August 2019	September 2019	October 2019	November 2019	December 2019	January 2020	February 2020	March 2020	April 2020	May 2020	June 2020	Total	% of Ref.
Referrals	2	0	2	0	8	1	2	3	1	0	4	1	24	---
Assessments	0	0	0	0	7	0	0	1	0	0	1	0	9	38%
Admissions	0	0	0	0	0	0	0	0	0	0	1	0	1	4%

CARDINAL INNOVATIONS & TRILLIUM-DISTRICT 6

Key Team Members

Noel Thomas Lester
System of Care Manager

Whitney Robertson
System of Care Coordinator

Sonynia Leonard
Chief-District 6

Roxanne Banks O’Kelley
Integrated Family Services

Nicole Jackson
Uplift Comprehensive Services & Power of U

Affiliated Counties: Halifax, Hertford, Northampton, Bertie

Cardinal Innovations & Trillium— Halifax, Hertford, Northampton, Bertie (2019-2020)

	July 2019	August 2019	September 2019	October 2019	November 2019	December 2019	January 2020	February 2020	March 2020	April 2020	May 2020	June 2020	Total	% of Ref.
Referrals	0	0	5	1	2	0	1	2	0	0	0	1	12	---
Assessments	0	0	2	0	0	0	0	0	0	2	0	0	4	33%
Admissions	0	0	1	0	0	0	0	0	1	7	0	0	9	75%

CARDINAL INNOVATIONS-PIEDMONT TEAM

Key Team Members

Tressy McLean-Hickey
System of Care Manager

Noel Thomas-Lester
System of Care Regional Manager

David Wall
Chief-District 19

Richard Griffin
Chief-District 20

Krista Hiatt
Chief-District 22

Ashton Hurley
Youth Villages

Jean Tillman
Daymark Recovery Services

Sherri Hill
Family Services of Davidson

Angela Adkins
Monarch

Dr. Arlana Sims
Sims Consulting and Clinical Services

Matthew Mills & Alex Caras
Turning Point Family Services

Affiliated Counties: Cabarrus, Davidson, Rowan, Stanly, Union

Cardinal Innovations—Piedmont (2019-2020)

	July 2019	August 2019	September 2019	October 2019	November 2019	December 2019	January 2020	February 2020	March 2020	April 2020	May 2020	June 2020	Total	% of Ref.
Referrals	9	10	17	14	19	16	12	9	6	1	3	16	132	---
Assessments	12	4	17	13	13	10	17	12	14	3	10	4	129	98%
Admissions	4	4	7	7	6	3	7	9	6	0	5	15	73	55%

CARDINAL INNOVATIONS –MECKLENBURG TEAM

Key Team Members

Janelle Fleck
System of Care Coordinator

Russell Price
Chief – District 26

Vicky Chapman
District 26

Lucrea Edwards
District 26

Erin Shroyer
District 26

Sonya Black
District 26

Wanda Douglas
Family Partner

Candise Morris
Anuvia

Christie Whisenant
Anuvia

Shaquita Freer
Program Coordinator

Shante Vines
Support, Inc

Becky Smith
Thompson's

Viva Jordan
Family First

Angie Walker
Mecklenburg County

Tiffany Bridges
Thompson's

Shante Vines
Support, Inc.

Alex Caras
Turning Point family Services

Reggie McNeil
TYM Inc

Affiliated Counties: Mecklenburg

Other JJ Initiatives: Reclaiming Futures

Cardinal Innovations-Mecklenburg (2019-2020)

	July 2019	August 2019	September 2019	October 2019	November 2019	December 2019	January 2020	February 2020	March 2020	April 2020	May 2020	June 2020	Total	% of Ref.
Referrals	8	10	12	18	14	4	10	5	11	14	11	8	125	---
Assessments	4	12	11	15	14	2	8	5	8	9	10	8	106	85%
Admissions	4	0	1	3	2	0	0	0	0	1	2	2	15	12%

CARDINAL INNOVATIONS-TRIAD TEAM

Key Team Members

Sarah Schaller
System of Care Coordinator

Noel Thomas Lester
System of Care Regional Manager

Brittany Travis
Insight Human Services

Rusty Slate
Chief-District 17

Stan Clarkson
Chief-District 21

Krista Hiatt
Chief-District 22

Ashton Hurley
Youth Villages

Tiffany Cone
District 17

Melanie Tudor
Youth Haven Services

Joetta Shepherd
The Parenting Path

Deborah Hemsley
The Parenting Path

Tamara Veit
Surry/Stokes Friends of Youth

Barbara Young
North Carolina Families United

Shaquita Freer
Program Coordinator

Affiliated Counties: Davie, Forsyth, Rockingham, Stokes

Cardinal Innovations-Triad (2019-2020)

	July 2019	August 2019	September 2019	October 2019	November 2019	December 2019	January 2020	February 2020	March 2020	April 2020	May 2020	June 2020	Total	% of Ref.
Referrals	4	6	3	9	6	8	13	8	3	2	2	3	67	---
Assessments	3	5	2	4	2	7	7	8	2	1	2	3	46	69%
Admissions	1	0	4	0	2	0	2	2	1	0	1	2	15	22%

EASTPOINTE-KINSTON TEAM

Key Team Members

Wendell Boykins
Chief-District 4

Christina Allen
Pride in NC

Angela Wilson
Lead SOC/Care Coordinator

Bliss Jackson
Waynesboro Family Clinic

Jerry Burns
Supervisor – District – District 8

Amy Drozda
Easter Seals

Kolletta Harris
Call Center Supervisor- Eastpointe

James Mighty
Pinnacle Family Services

Michael Hooker
System of Care Coordinator

Sonia Hopkins
North Carolina Families United

Barney Scantling
Court Liaison- Eastpointe

Affiliated Counties: Duplin, Greene, Lenoir, Sampson, Wayne

Eastpointe-Kinston (2019-2020)

	July 2019	August 2019	September 2019	October 2019	November 2019	December 2019	January 2020	February 2020	March 2020	April 2020	May 2020	June 2020	Total	% of Ref.
Referrals	0	3	0	0	1	0	1	14	1	2	4	1	27	---
Assessments	0	0	1	0	2	1	3	6	4	4	13	1	35	130%
Admissions	0	0	0	0	0	0	0	0	0	0	0	0	0	0%

EASTPOINTE-LUMBERTON TEAM

Key Team Members

Robert Williams
System of Care Specialist

Sonia Hopkins
North Carolina Families United

Angela Wilson
Systems of Care Team Lead

Marsha Rogge
Chief-District 13

Randy Jones
Chief-District 16

Alice Hunt
Primary Health Choice

Barry Graham
Advantage Behavioral

Ivan Pride & Martha Locklear
RHA

Lauren Ballard & Stephen Rieman
Coastal Horizons Center

Kolletta Harris
Call Center Supervisor- Eastpointe

Affiliated Counties: Bladen, Robeson, Scotland

Eastpointe—Lumberton (2019-2020)

	July 2019	August 2019	September 2019	October 2019	November 2019	December 2019	January 2020	February 2020	March 2020	April 2020	May 2020	June 2020	Total	% of Ref.
Referrals	1	0	3	2	3	0	2	1	1	0	14	1	28	---
Assessments	0	0	0	2	1	0	0	0	0	0	13	0	16	57%
Admissions	0	0	0	0	0	0	0	0	0	0	0	0	0	0%

EASTPOINTE-ROCKY MOUNT TEAM

Key Team Members

Cotina Thorne
System of Care Specialist

Angela Wilson
Systems of Care Coordinator

Mike Walston
Chief-District 7

Terri Proctor
Supervisor-District 7

Kristy Moore & Bobbie Jo Hope
Youth Villages

Tarra Dufford
Pinnacle Family Services

Christina Allen, Melissa Hamilton & Jim Davis
Pride in NC

Keith Letchworth & Lauren Swain
Trillium

Sonia Hopkins
North Carolina Families United

Natasha Davis & Terri Proctor
Supervisor- District 7

Affiliated Counties: Edgecombe, Nash, Wilson

Eastpointe--Rocky Mount (2019-2020)

	July 2019	August 2019	September 2019	October 2019	November 2019	December 2019	January 2020	February 2020	March 2020	April 2020	May 2020	June 2020	Total	% of Ref.
Referrals	2	4	4	3	3	4	4	7	4	2	23	7	67	---
Assessments	2	1	1	0	0	1	3	0	4	2	45	8	67	100%
Admissions	0	0	0	0	0	0	0	0	0	0	0	0	0	0%

PARTNERS-NORTH TEAM

Key Team Members

Jamie Sales
Community Engagement Manager

Rusty Slate
Chief - District 17

Krista Hiatt
Chief - District 22

Scott Perry
Chief - District 23

Alex Dow
Children’s Hope Alliance

George Edmonds
Youth Villages

Robin Testerman
Children’s Center NC

Zach Hawks
Easter Seals/UCP

Tiffany Cone
District 17

Franklin Ard
District 17

Affiliated Counties: Iredell, Surry, Yadkin

Partners Behavioral Health-North (2019-2020)

	July 2020	August 2020	September 2020	October 2020	November 2020	December 2020	January 2020	February 2020	March 2020	April 2020	May 2020	June 2020	Total	% of Ref.
Referrals	7	8	9	3	11	8	3	2	8	0	57	1	117	---
Assessments	13	4	7	7	9	9	4	2	4	4	32	3	98	84%
Admissions	3	1	0	4	8	1	4	2	1	3	30	3	60	51%

PARTNERS-CENTRAL TEAM

Key Team Members

Jamie Sales
Community Engagement Manager

Honorable Burford Cherry
District 25

Ronn Abernathy
District 25

Honorable Mark L. Killian
District 25

Brandi Tolbert
Judicial

Kim James
Burke Recovery

Josh Clay
The Cognitive Connection

Affiliated Counties: Burke, Catawba, Caldwell

Other JJ Initiatives Reclaiming Futures

Partners Behavioral Health-Central (2019-2020)

	July 2019	August 2019	September 2019	October 2019	November 2019	December 2019	January 2020	February 2020	March 2020	April 2020	May 2020	June 2020	Total	% of Ref.
Referrals	1	8	14	20	13	15	17	5	14	3	55	7	172	---
Assessments	1	6	7	7	14	5	15	2	10	7	48	6	128	74%
Admissions	1	5	3	4	12	4	7	2	6	6	26	5	81	47%

PARTNERS-SOUTH TEAM

Key Team Members

Jamie Sales
Community Engagement Manager

Honorable Judge Richard Abernethy
District 27

Carol McManus
Chief-District 27

Jamie Piercy
Community Engagement Specialist

Casey Pruitt
Family Partner Coordinator

Stefanie Whisnant
District 27

Shanté Vines & Ashley Trudnak
Support, Inc.

Pamela Whisnant
Community Fellow

Derrick Harris
Freedom House/ PORT Program

Lindsey Hardin & Lindsey Morgan
Pinnacle Family Services

Jamie Gomes
Alexander Youth Network

Vernisha Crawford
Community Consultant

Alexander Walker
Outreach Management Service

Affiliated Counties: Gaston, Cleveland, Lincoln

Other JJ Initiatives Reclaiming Futures

Partners Behavioral Health-South (2019-2020)

	July 2019	August 2019	September 2019	October 2019	November 2019	December 2019	January 2020	February 2020	March 2020	April 2020	May 2020	June 2020	Total	% of Ref.
Referrals	2	8	4	3	6	12	8	12	18	0	44	3	120	---
Assessments	4	6	3	3	5	7	7	10	9	3	27	4	88	73%
Admissions	4	1	4	3	3	0	6	7	3	3	18	4	56	47%

PARTNERS - RUTHERFORD

Key Team Members

Affiliated Counties:

Partners— (2019-2020)

	July 2019	August 2019	September 2019	October 2019	November 2019	December 2019	January 2020	February 2020	March 2020	April 2020	May 2020	June 2020	Total	% of Ref.
Referrals					2	0	0	0	14	0	2	0	18	---
Assessments					2	0	0	0	14	0	2	0	18	100%
Admissions					1	0	0	0	10	0	0	0	11	61%

SANDHILLS CENTER-GUILFORD TEAM

Key Team Members

Lisa Salo
System of Care Coordinator

Laqreshia Bates-Harley
Chief-District 18

Melanie Tudor
Youth Haven

Van Catterall & Sheretta Mitchell
Alexander Youth Network

Ashton Hurley & Emma Marsh
Youth Villages

Vidah Otieno
Amethyst

Yohima Casey & Esmeralda Mendez
Peculiar Counseling & Consulting, PLLC

LaMonica Mitchell
Family Advocate

Sharika Bazemore
Selfless Foundation

**Joanna Finer, Quanya Eaton,
Tammy Hernandez**
Pinnacle Family Services of NC, LLC

Quentin Leak
Alcohol and Drug Services

Renee' Michaux
Unifour One

Reketta Wright
Wrights Care Services

Affiliated Counties: Guilford

Other JJ Initiatives: Reclaiming Futures

Sandhills Guilford (2019-2020)

	July 2019	August 2019	September 2019	October 2019	November 2019	December 2019	January 2020	February 2019	March 2020	April 2020	May 2020	June 2020	Total	% of Ref.
Referrals	29	16	19	19	12	15	30	26	31	30	21	15	263	---
Assessments	23	18	20	18	12	15	18	17	21	18	9	18	207	79%
Admissions	5	12	6	4	2	7	3	25	9	16	9	11	109	41%

SANDHILLS CENTER-8 COUNTIES TEAM

Key Team Members

Megan Tarver
System of Care Coordinator

Marsha Woodall/Millicent Williams
Chief-District 11

Randy Jones
Chief-District 16

Megan Tarver
System of Care Coordinator

David Wall
Chief-District 19

Shirlyn Smith
NC Families United Family Advocate

Tammy Hernandez
Pinnacle Family Service

Aja Foye
VC & Associates

Crystal Morrison
Trinity Services

Christopher Knotts & Leigh Wagner
Daymark Recovery Services

Richard Griffin
Chief-District 20

Jewel McNeill
Just Deal With It

Pam Easterling & Erin Ray
Sandhills Alternative Academy

**Catherine Spainhour & LaTonia
Pierce**
Triad Therapy Mental Health Center

Maria Cook
Amethyst Consulting Treatment Solutions

Affiliated Counties: Anson, Harnett, Hoke, Lee, Montgomery, Moore, Randolph, Richmond

Sandhills—8 County (Southern Area-2019-2020)

	July 2019	August 2019	September 2019	October 2019	November 2019	December 2019	January 2020	February 2020	March 2020	April 2020	May 2020	June 2020	Total	% of Ref.
Referrals	11	8	15	26	12	14	10	15	10	6	7	6	140	---
Assessments	12	5	7	12	23	9	9	7	9	8	5	6	112	80%
Admissions	4	4	4	4	10	10	6	4	9	3	8	3	69	62%

TRILLIUM HEALTH RESOURCES- NORTH TEAM

Key Team Members

Tracey Webster
System of Care Coordinator

Edward Hall
Chief-District 1

James Ward
Chief-District 2

Hope Eley
System of Care Coordinator

Nicole Jackson
Uplift Foundation/Power of U

Chinita Vaughan

Bland Baker
Northern Regional Director

Tonya Johnson
Uplift Foundation/Power of U

Deborah Fonville
District 2

Eva Anderson
District 1

Affiliated Counties: Beaufort, Camden, Chowan, Currituck, Dare, Hyde, Martin, Pasquotank, Perquimans, Tyrrell, Washington

Trillium North (2019-2020)

	July 2019	August 2019	September 2019	October 2019	November 2019	December 2019	January 2020	February 2020	March 2020	April 2020	May 2020	June 2020	Total	% of Ref.
Referrals	5	3	3	8	7	6	8	8	7	0	28	1	84	---
Assessments	5	4	1	4	3	4	7	8	10	0	33	2	81	96%
Admissions	0	1	1	1	2	1	2	2	1	0	7	0	18	21%

TRILLIUM HEALTH RESOURCES-CENTRAL TEAM

Key Team Members

Keith Letchworth
System of Care Coordinator

Karen Reaves
System of Care Coordinator

Susan Hall
System of Care Coordinator

Stacy Huss & Robert Keeter
Chief/Supervisor-District 3

Tracy Williams Arrington & Wendell Boykins
Chief/Supervisor-District 4

Jennifer Hardee
PORT Health Services

Kristy Moore
Youth Villages

Laquita Courman & Anthony Gibson
Easter Seals

Valentina Burrola Hekman
Integrated Family Services

Nicole Jackson & Tonja Johnson
Uplift/Power of U

Stephanie Scott
Pamlico Child & Family Therapy

Aimee Schulze
Heartworks NC

Michelle Fulk
Pride in North Carolina

Renee Pearson
Pitt Counseling

Affiliated Counties: Carteret, Craven, Dare, Hyde, Jones, Onslow, Pamlico, Pitt

Trillium Central (2019-2020)

	July 2019	August 2019	September 2019	October 2019	November 2019	December 2019	January 2020	February 2020	March 2020	April 2020	May 2020	June 2020	Total	% of Ref.
Referrals	2	1	0		1	0	1	1	4	4	1	32	47	---
Assessments	2	1	0		0	0	1	1	1	0	3	10	19	40%
Admissions	2	1	0		0	0	0	0	0	1	2	7	13	28%
Overall EBA	0	0	0	0	0	0	0	0	0	0	0	0	0	---

VAYA HEALTH TEAM

Key Team Members

Christy Satterfield
Provider Relations Specialist

Donald Reuss
Senior Director Provider Network

Dianne Whitman
Chief-District 30

Krista Hiatt
Chief-District 22

Scott Perry
Chief-District 23

Lisa Garland
Chief-District 24

Ronn Abernathy
Chief-District 25D

Sylvia Clement
Chief-District 28

Rodney Wesson
Chief-District 29

Jeremy Bricker
Family Preservation Services

Ronn Ross
Appalachian Community Services

Matt Gaunt & Tammy Deitz
Barium Springs/Children’s Hope Alliance

Sarah Dunagan
Daymark Recovery Services

George Edmonds
Youth Villages

Greta Metcalf
Meridian Behavioral Health

Christy Satterfield
Provider Relations Specialist

Donald Reuss
Senior Director Provider Network

Dianne Whitman
Chief-District 30

Sandy Feutz & Bill Westel
RHA

Vern Eleazer
Swain Recovery Center

Affiliated Counties: Alexander, Alleghany, Ashe, Avery, Buncombe, Caldwell, Cherokee, Clay, Graham, Haywood, Henderson, Jackson, Macon, Madison, McDowell, Mitchell, Polk, Rutherford, Swain, Transylvania, Watauga, Wilkes, Yancey

Other JJ Initiatives: Juvenile Justice Treatment Continuum

Vaya Health (2019-2020)

	July 2019	August 2019	September 2019	October 2019	November 2019	December 2019	January 2020	February 2020	March 2020	April 2020	May 2020	June 2020	Total	% of Ref.
Referrals	22	21	27	32	41	46	73	53	74	27	22	18	456	---
Assessments	29	23	34	25	26	42	51	60	65	57	34	19	465	102%
Admissions	10	12	7	11	7	4	15	13	16	7	10	1	113	25%

APPENDIX A – JJBH MONTHLY DATA REPORT

JJBH Monthly Data Survey

1. What is the LME/MCO Associated with this Report?

- Alliance Health -Cumberland
- Alliance Health -Durham
- Alliance Health -Wake
- Eastpointe-Kinston
- Eastpointe-Lumberton
- Eastpointe-Rocky Mount Site
- Partners Behavioral Health-North
- Partners Behavioral Health-Central
- Partners Behavioral Health-Rutherford
- Partners Behavioral Health-South
- Cardinal Innovations Healthcare-Central
- Cardinal Innovations Healthcare-Five County-Four County
- Cardinal Innovations Healthcare-Halifax Area
- Cardinal Innovations Healthcare-Mecklenburg
- Cardinal Innovations Healthcare-Piedmont
- Cardinal Innovations Healthcare-Triad Area
- Sandhills/Guilford-8 County
- Sandhills/Guilford-Guilford Area
- Trillium North
- Trillium Central
- Vaya Health

2. As data reporter, what is your name?

3. What is your agency name?

4. What is your title?

5. What is your email address?

___ December 2019

___ January 2020

___ February 2020

___ March 2020

___ April 2020

___ May 2020

___ June 2020

9. JJBH Only-Please put in the total number of youth who participate in the following activities during the month of this report.

___ Number of youth referred from JJ

___ Number of assessments completed during the month

___ Number of admissions to JJBH providers during the month

___ Admissions by Non JJ providers

10. Please enter the total number of each type of assessment completed during the month of this report.

___ Total number of Global Appraisal of Individual Needs Assessments

___ Total number of Comprehensive Health Assessments for Teens

___ Total number of Child Behavior Checklists

___ Total number of Substance Abuse Subtle Screening Inventories

11. Please describe the type of juvenile-justice involvement for JJBH admissions during the reporting month (total account for admissions only). DATA CHANGED MID-YEAR

___ # of Consultation youth referred by JJ during the month

___ # of Diversion with Contract youth referred by JJ during the month

___ # of Diversion without Contract youth referred by JJ during the month

___ # of Pre-Adjudication youth referred by JJ during the month

___ # of Adjudicated Delinquent youth referred by JJ during the month

___ # of Adjudicated Undisciplined youth referred by JJ during the month

___ # of Commitment status youth referred by JJ during the month

___ # of Post-Release Supervision youth referred by JJ during the month

___ # of youth with closed cases referred by JJ during the month

___ # of Intake youth referred by JJ during the month

___ # of other youth referred by JJ during the month

12. JJBH-Please describe the type of evidence-based treatment that will be provided for JJBH admissions during the reporting month (total count for admissions only). As a reminder, these are for SU and/or MH EBTs and do not include Cognitive Behavioral Therapy or Motivational Interviewing as these are basic tenants of most other EBTs.

___ Adolescent Community Reinforcement Approach

___ Dialectical Behavior Therapy

___ Family Centered Therapy (model)

___ Functional Family Therapy

___ Motivational Enhancement/Cognitive Behavioral Therapy

___ Multidimensional Family Therapy

___ Seeking Safety

___ Seven Challenges

___ Structured Therapy for Adolescents Responding to Chronic Stress

___ Trauma-Focused Cognitive Behavioral Therapy

DETENTION ONLY DATA POINTS CHANGED MID-YEAR

1. DETENTION CENTER ONLY DATA –for this current report month (please leave blank if you are not required by the Division to report these activities):

_____ Total number of youth admitted to Detention Center

_____ Total number of referrals to DC SUS clinician

_____ Total number of youth enrolled with a community treatment provider at admission

_____ Total number of GAIN assessments (Quick, Core or Full Initial)

_____ Total number of youth participating in Brief Challenges

_____ Total number of youth participating in 7C sessions

_____ Total number of youth with primary SU diagnosis at discharge

_____ Total number of youth with primary MH diagnosis at discharge

_____ Total number of youth with no diagnosis at discharge

_____ Total number of youth at ASAM level III or higher

2. Other Detention Center Activities for the current reporting month (please leave blank if you are not required by the Division to report these activities):

Name of Activity _____

Total number of youth involved in activity _____

Name of Activity _____

Total number of youth involved in activity _____

Name of Activity _____

Total number of youth involved in activity _____

Name of Activity _____

Total number of youth involved in activity _____

APPENDIX B - Data Request Questions Provided to JJBH Teams

NC-TOPPS Data Request Form for JJBH or Juvenile Justice Partnership teams

1. What is the LME/MCO associated with this report? (If someone contacts us who is not an LME/MCO representative, we will contact the LME/MCO liaison for your team)

- Alliance Health -Cumberland
- Alliance Health -Durham
- Alliance Health -Wake
- Eastpointe-Kinston
- Eastpointe-Lumberton
- Eastpointe-Rocky Mount Site
- Partners Behavioral Health-North
- Partners Behavioral Health-Central
- Partners Behavioral Health-Rutherford
- Partners Behavioral Health-South
- Cardinal Innovations Healthcare-Central
- Cardinal Innovations Healthcare-Five County-Four County
- Cardinal Innovations Healthcare-Halifax Area
- Cardinal Innovations Healthcare-Mecklenburg
- Cardinal Innovations Healthcare-Piedmont
- Cardinal Innovations Healthcare-Triad Area
- Sandhills/Guilford-8 County
- Sandhills/Guilford-Guilford Area
- Trillium North
- Trillium Central
- Vaya Health

DATA REQUEST QUESTIONS

1. What is your name?
 2. What is your agency name?
 3. What is your title?
 4. What is your email address?
 5. What is the best phone number where you can be reached directly?
 6. Which data would you like to include in the analyses?
- County level (1)
 - District level (2)
 - MCO level (3)

8. What time period would you like to request?

- July 2010-June 2011 (1)
- July 2011-June 2012 (2)
- July 2012-June 2013 (3)
- July 2013-June 2014 (4)
- July 2014-June 2015 (5)
- July 2015-June 2016 (6)
- July 2016-June 2017 (7)
- July 2017-June 2018(8)
- July 2018-June 2019(9)
- July 2019-June 2020(10)
- Most Recent data from July 2020 until last data received by UNCG (9)
- Multiple years or another time period-we will describe below in our question(s) section (10)

9. Which data would you like to examine?

- Initial (1)
- Episode Completion (2)
- Both Initial and Episode Completion Together (3)

10. What questions would you like answered by using NC-TOPPS data? (Someone from the UNCG evaluation team- will follow up within a couple of business days)