

# ***ANNUAL REPORT OF THE***

# ***JUVENILE JUSTICE SUBSTANCE ABUSE MENTAL HEALTH PARTNERSHIPS (JJSAMHP)***

2017-2018

---



NC DEPARTMENT OF  
**HEALTH AND HUMAN SERVICES**  
Division of Mental Health,  
Developmental Disabilities  
and Substance Abuse Services



THE UNIVERSITY of NORTH CAROLINA  
**GREENSBORO**  
Center for Youth, Family  
and Community Partnerships



*The Juvenile Justice Substance Abuse Mental Health Partnerships are partially supported by the NC Division of Mental Health, Developmental Disabilities and Substance Abuse Services and works in collaboration with the North Carolina Department of Public Safety, Division of Adult Corrections and Juvenile Justice. Funding is also provided by the Substance Abuse and Mental Health Services Administration (SAMHSA, Center for Substance Abuse Treatment (CSAT)). Technical Support is provided by the University of North Carolina at Greensboro, Center for Youth, Family and Community Partnerships. This report was generated by the staff and students at the UNCG Center noted above in collaboration with NCDMHDDSAS and NC DPS-DACJJ. Please address correspondence to Sonja Frison, Ph.D., MPH, UNCG-CYFCP, 1001 West Gate City Blvd, Greensboro, NC 27403 or [sfrison@uncg.edu](mailto:sfrison@uncg.edu) or Ruby Brown-Herring or [ruby.brownherring@dhhs.nc.gov](mailto:ruby.brownherring@dhhs.nc.gov), or Candice Moore, Candice Moore, NC Department of Public Safety, [candice.w.moore@ncdps.gov](mailto:candice.w.moore@ncdps.gov).*

<i>Section A: Overview of the Juvenile Justice Substance Abuse Mental Health Partnerships (JJSAMHP)</i> .....	4
<i>Section B: Local Management Entity/Managed Care Organization Involvement</i> .....	6
<i>Section C: JJSAMHP Service Domains</i> .....	7
JJSAMHP Domain I: Screening and Referral.....	8
JJSAMHP Domain II: Assessment .....	9
JJSAMHP Domain III: Engagement .....	10
.....	12
<i>Discharge Completion Rates for JJSAMHP across Fiscal Years 2012, 2013, 2014, 2015, 2016, 2017, 2018</i> .....	12
Overall Process Numbers for JJSAMHP for 2017-2018 .....	13
JJSAMHP Domain IV: Evidence Based Practices/Evidence Based Treatments .....	14
JJSAMHP Domain V: JCPC Involvement-Developing Recovery Oriented Systems of Care and Ensuring “Beyond Treatment” Activities .....	14
<i>Section D: Activities and Accomplishments of JJSAMHP for Fiscal 2017-2018</i> .....	16
1. Strengthen Cross-System Partnerships, Communication and Information Sharing.....	16
2. Improve Data Reporting.....	17
3. Provide Support for Training and Technical Assistance.....	18
4. Provide Support for Usage of Evidence Based Practices/Evidence Based Treatments and Best Practices.....	24
<i>Section E: LOCAL TEAM PROCESSES</i> .....	25
<i>ALLIANCE BEHAVIORAL-CUMBERLAND TEAM</i> .....	27
<i>ALLIANCE BEHAVIORAL-DURHAM TEAM</i> .....	29
<i>ALLIANCE BEHAVIORAL-WAKE TEAM</i> .....	31
<i>CARDINAL INNOVATIONS-ACO TEAM</i> .....	33
<i>CARDINAL INNOVATIONS-FIVE COUNTY</i> .....	35
<i>CARDINAL INNOVATIONS–PERSON/CASWELL TEAM</i> .....	37
<i>CARDINAL INNOVATIONS-PIEDMONT TEAM</i> .....	39
<i>CARDINAL INNOVATIONS –MECKLENBURG TEAM</i> .....	41
<i>CARDINAL INNOVATIONS-TRIAD TEAM</i> .....	43
<i>EASTPOINTE-KINSTON TEAM</i> .....	45

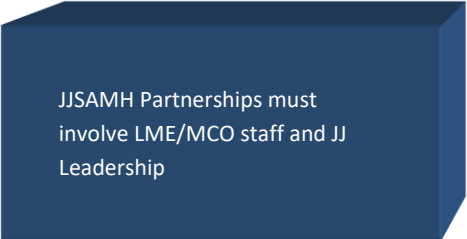
*EASTPOINTE-LUMBERTON TEAM*..... 47  
*EASTPOINTE-ROCKY MOUNT TEAM*..... 49  
*PARTNERS-NORTH TEAM* ..... 51  
*PARTNERS-CENTRAL TEAM* ..... 53  
*PARTNERS-SOUTH TEAM* ..... 55  
*SANDHILLS CENTER-GUILFORD TEAM*..... 57  
*SANDHILLS CENTER-8 COUNTIES TEAM* ..... 59  
*TRILLIUM HEALTH RESOURCES- NORTH TEAM*..... 61  
*TRILLIUM HEALTH RESOURCES-CENTRAL TEAM* ..... 63  
*VAYA HEALTH TEAM* ..... 65  
APPENDIX A – JJSAMHP MONTHLY DATA REPORT ..... 67  
APPENDIX B - Data Request Questions Provided to JJSAMHP Teams ..... 72

## ***Section A: Overview of the Juvenile Justice Substance Abuse Mental Health Partnerships (JJSAMHP)***

The Juvenile Justice Substance Abuse Mental Health Partnerships (JJSAMHP) are local teams across North Carolina working together to deliver effective, family-centered services and supports for juvenile justice-involved youth with substance use and/or mental health challenges. The partnerships require an organized, person-centered system that operates under the following System of Care principles:

- ❖ Family Driven & Youth Guided
- ❖ Child & Family Team Based
- ❖ Natural Supports
- ❖ Collaboration
- ❖ Community Based
- ❖ Culturally & Linguistically Competent
- ❖ Individualized
- ❖ Strengths Based
- ❖ Persistence
- ❖ Outcomes and Data Based Driven

The Partners can include any individual/agency in the community that wants to help address these issues but at a minimum, includes:



JJSAMH Partnerships must involve LME/MCO staff and JJ Leadership

- A Local Management Entity/Managed Care Organization
- Local Juvenile Justice Court Leadership
- Local Treatment Provider(s)
- Coordination with Juvenile Crime Prevention Councils

The Partnerships work together to ensure the following for juvenile justice involved youth:

- ❖ Completion of comprehensive substance use and mental health clinical assessments by appropriately licensed substance use and mental health treatment professionals
- ❖ Provision of evidence-based treatment options to youth referred for substance use, mental health and co-occurring disorders by appropriately licensed and qualified mental health professionals
- ❖ Use of the Child and Family Team Meetings
- ❖ Involvement of Family Members and Youth Advocates
- ❖ Involvement of Juvenile Crime Prevention Councils in programming

Additionally, the JJSAMHP teams are requested to problem solve about the following domains:

- Discussion of funding such as Medicaid, Health Choice, Child Mental Health and Child Substance use funding in collaboration with their LME/MCO financial liaisons
- Utilization of methods/practices for engaging youth and families
- Increase accessibility of services through offering after hour or non-traditional service provision times
- Providing choice for families in service locations including at JJ offices, in homes, and in the community
- Establishing a relationship amongst providers to develop a service array
- Work on decision making about processes for out of home placements
- Assist in training staff on Evidence Based Treatments (EBT) and Evidence Based Practices (EBP)

This Annual Report provides information about the JJSAMHP 2017-2018 fiscal year. Although no report can capture every detail of a statewide initiative, the purpose of this document is to provide the main highlights and overall information about JJSAMHP. It is divided up in the following sections:

- ◆ **Section A** is this overview of the document.
- ◆ **Section B** outlines the Local Management Entities (LME)/Managed Care Organizations (MCOs) involved with JJSAMHP
- ◆ **Section C** outlines the JJSAMHP Service Domains that are expected to be addressed by each JJSAMHP local team. This section also includes overall statistics for the JJSAMHP across all sites.
- ◆ **Section D** outlines Activities and the Accomplishments of the overall JJSAMHP.
- ◆ **Section E** details the local JJSAMHP processes including screening, assessment, and admission to treatment for each local team as reported at the end of the fiscal year 2017-2018.

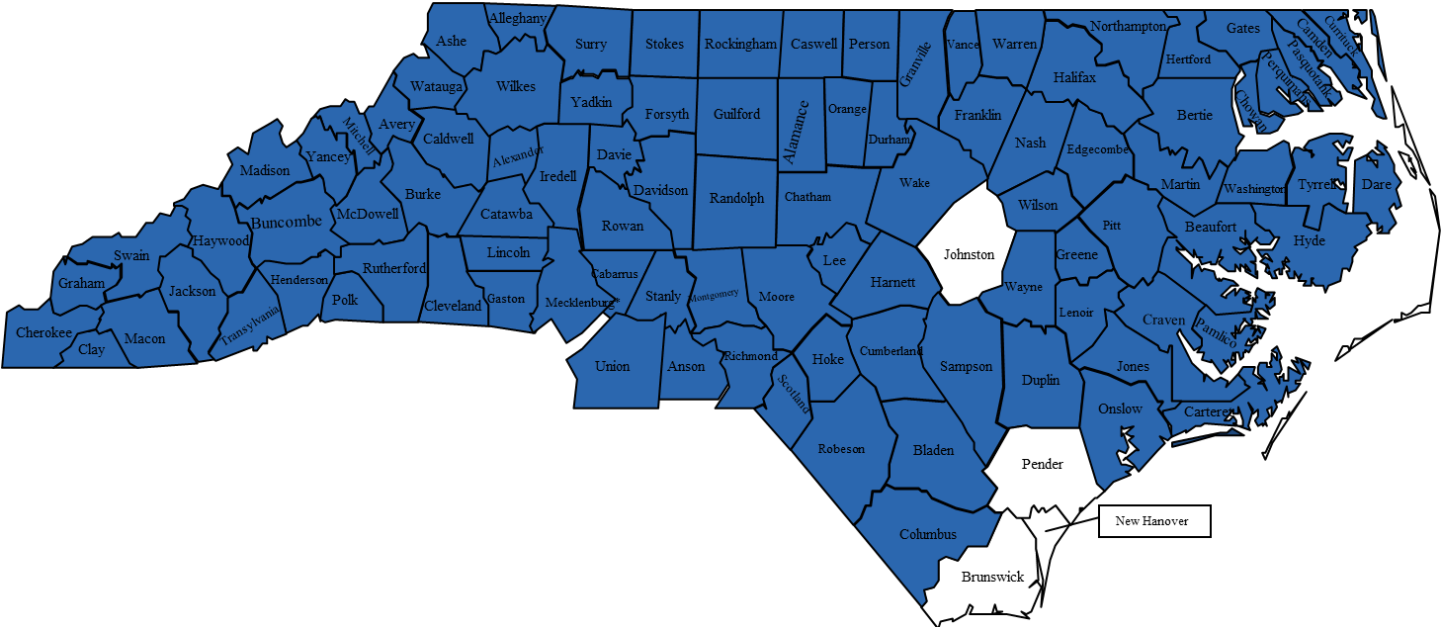
# **Section B: Local Management Entity/Managed Care Organization Involvement**

As noted, JJSAMHP teams must involve the Local Management Entity/Managed Care Organization (LME/MCO). The role of the LME/MCO is to help to ensure that the principles of the JJSAMHP are facilitated through the local teams and to support local team activities. During this fiscal year, there were 7 LME/MCOs associated with JJSAMHP serving 97 counties. Within the LME/MCO’s, there are 21 locally driven teams that work to address juvenile justice involved youth and family needs.

*The major teams associated with JJSAMHP are as follows (with their 2017-2018 nomenclature):*

<b>Alliance Behavioral Healthcare (3 teams)</b>	<b>Cardinal Innovations Healthcare Solutions (6 teams)</b>	<b>Eastpointe (3 teams)</b>
<b>Partners Behavioral Health Management (3 teams)</b>	<b>Sandhills Center (2 teams)</b>	<b>Trillium Health Resources (2 teams)</b>
<b>Cardinal/Trillium Joint Team (1 Team)</b>	<b>Vaya Health (1 team)</b>	

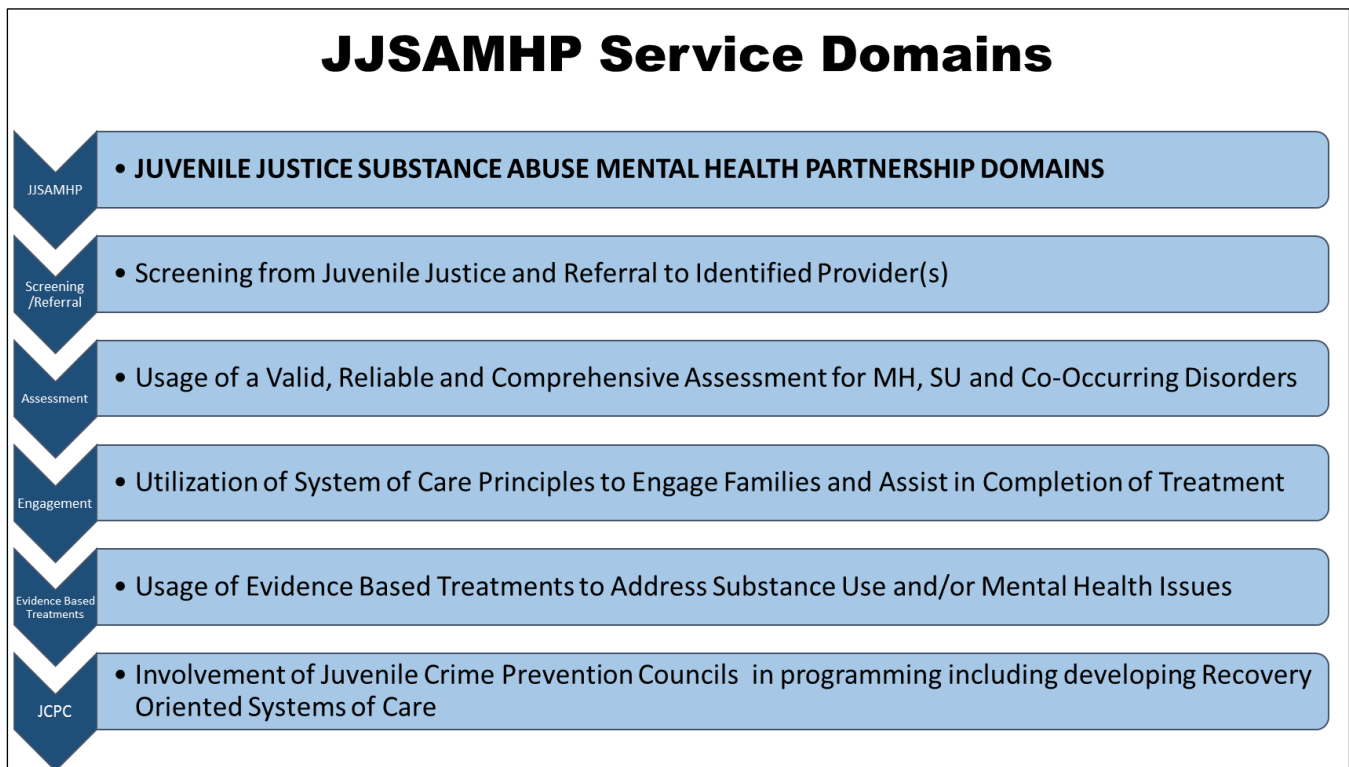
**Juvenile Justice Substance Abuse Mental Health Partnerships Across North Carolina**



## Section C: JJSAMHP Service Domains

Although local teams define service provision within their area, there are five domains that are expected to have some uniformity to ensure that youth engage in services based on best practices. These five domains are: Screening/Referral, Assessment, Engagement, Evidence Based Treatments, and involvement with Juvenile Crime Prevention Councils. Most of these overall domains are represented by a national initiative, Reclaiming Futures (RF). Reclaiming Futures “helps teenagers caught in cycle of drugs, alcohol and crime. The project began in 2001 with \$21 million from Robert Wood Johnson Foundation (RWJF) for 10 pilot sites to create a six-step model that promotes new standards of care and opportunities in juvenile justice” (<http://www.reclaimingfutures.org>)

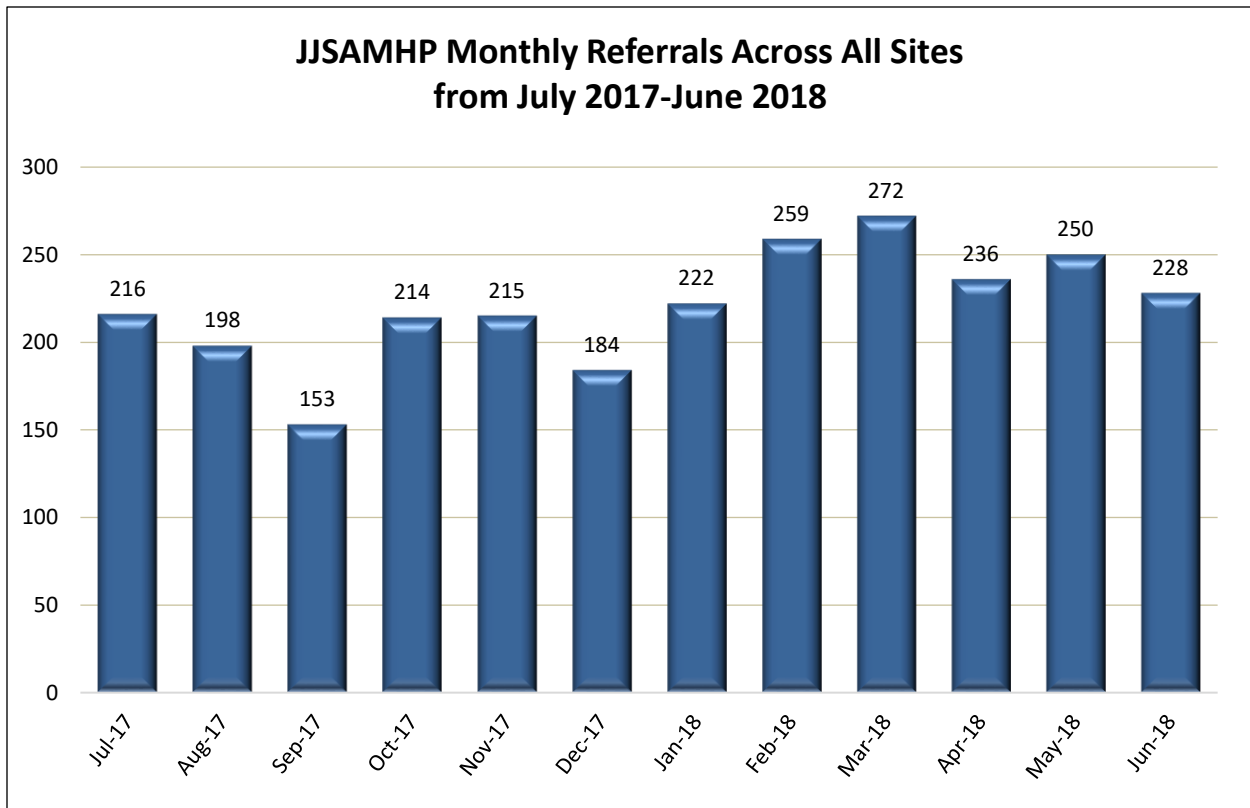
The RF six steps include a Coordinated Individualized Response of: 1) Initial Screening; 2) Initial Assessment and 3) Service Coordination and Community Directed Engagement plan for: 4) Initiation; 5) Engagement; and 6) Transition. Although all of the JJSAMHP teams do not have to follow this model (there are seven RF sites in NC), the concepts are complementary to JJSAMHP service domains. Please note these five domains below. It is also noted that most of the team processes within each of the first four domains for each LME/MCO are outlined in the JJSAMHP Compendium of Services, which can be viewed online at: <http://www.jjsamhp.org/publications/>.



## **JJSAMHP Domain I: Screening and Referral**

The first domain is Screening and Referral. According to Reclaiming Futures, screening involves usage of a reputable tool to identify youth who potentially have a substance use problem. In the case of JJSAMHP, the tool should also be able to detect possible mental health challenges. 100% of the JJSAMHP teams identify a uniform screening process from JJ to a local provider. The tool that is used in North Carolina is the Global Appraisal of Individual Needs- Short Screener (GAIN-SS).

Based on data submitted by the local teams, there were 2,647 referrals from Juvenile Justice (JJ) screening to local provider(s) for assessments from July, 2017 to June, 2018. This averages to 221 referrals per month. For the first half of the fiscal year (July through December) there were 1,180 referrals and for the second half of the fiscal year (January through June), there were 1,467 referrals. To determine the number of referrals for each team across this time period, please see the section entitled “Local Team Processes.” The graphs below represent the total referrals completed across all JJSAMHP teams for 2017-2018, and then a comparison of this fiscal year with the six previous fiscal years.

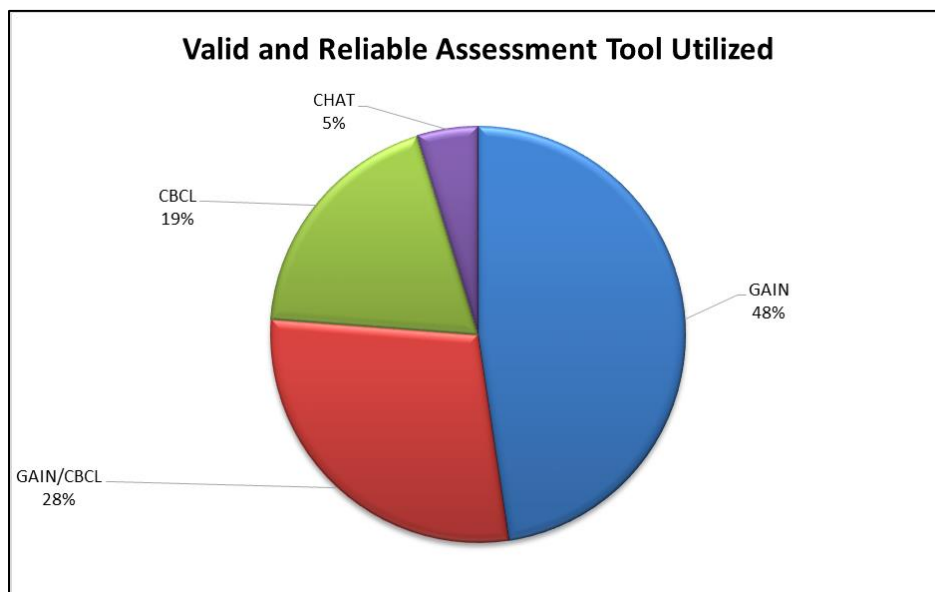




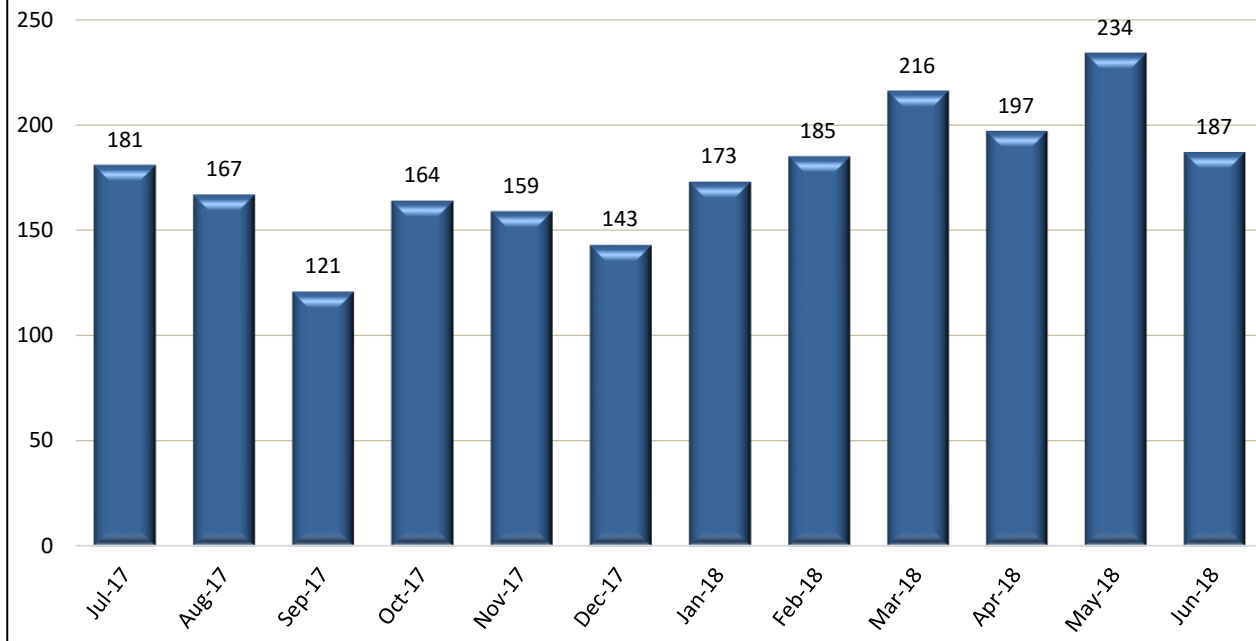
JJSAMHP Monthly Referrals-Fiscal 2012-2018													
Fiscal	Jul	Aug	Sept	Oct	Nov	Dec	Jan	Feb	Mar	Apr	May	Jun	Total
2018	216	198	153	214	215	184	222	259	272	236	250	228	2647
2017	209	200	213	215	209	194	214	294	274	254	280	249	2805
2016	238	216	249	252	241	207	232	271	350	285	316	329	3186
2015	255	245	215	295	280	275	323	278	363	334	312	346	3521
2014	247	209	197	323	265	249	259	245	316	301	259	246	3116
2013	211	238	245	271	267	235	263	279	313	289	232	241	3084
2012	240	203	257	251	309	209	299	249	317	315	332	250	3231

### **JJSAMHP Domain II: Assessment**

The second JJSAMHP domain is Assessment. The Assessment tool used by JJSAMHP teams must gather information on substance use and mental health challenges. According to Reclaiming Futures, a comprehensive assessment involves usage of a tool to ascertain a wide range of individual and family risk factors, service needs, as well as the youth's strengths and assets. There is data collection on types of Evidence Based Tools that teams utilized to assess youth once they were referred to a provider. The tools that were collected this year included the Global Appraisal of Individual Needs (GAIN), the Child Behavior Checklist, and the Comprehensive Health Assessment for Teens (CHAT) or some combination. All 21 teams reported using an evidence based (valid and reliable) assessment tool for mental health and/or substance use. The chart below outlines the most frequently cited valid and reliable assessment tools used by teams.



### JJSAMHP Monthly Assessments Completed Across All Sites from July 2017-June 2018



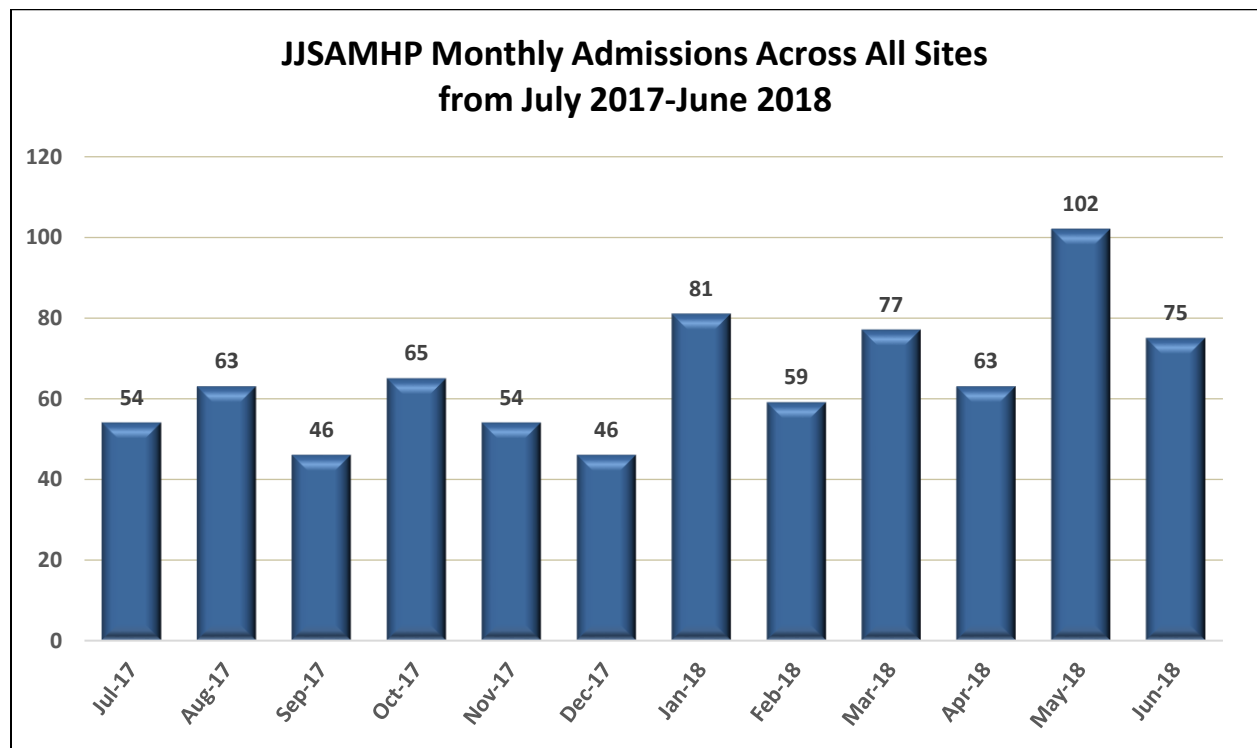
Additionally, teams collect data on the number of assessments completed each month. Based on data submitted by the local teams, there were 2,127 assessments completed by partnering providers for the JJSAMHP during 2017-2018. This represents 80% of the youth referred being assessed. This is an increase over last fiscal year (73%). This averages to 177 assessments per month. For the first half of the fiscal year (July through December) there were 935 assessments and for the second half of the fiscal year (January through June), there were 1,192 assessments. To determine the number of assessments for each LME/MCO across this time period, please see the section entitled “Local Team Processes.” The chart below represents the total assessments completed across all JJSAMHP sites for 2017-2018 and the next graph represents a comparison of this fiscal year with the previous seven fiscal years.

JJSAMHP Monthly Assessments-Fiscal 2012-2018													
Fiscal	Jul	Aug	Sept	Oct	Nov	Dec	Jan	Feb	Mar	Apr	May	Jun	Total
2018	181	167	121	164	159	143	173	185	216	197	234	187	2127
2017	171	147	144	113	143	125	182	195	218	165	231	211	2045
2016	165	155	196	171	169	150	151	201	171	219	190	173	2111
2015	211	198	173	237	191	188	250	154	268	227	201	202	2500
2014	194	148	126	221	148	147	176	196	244	223	208	165	2196
2013	188	178	168	207	161	173	221	199	206	270	155	176	2302
2012	196	174	205	197	208	179	195	203	187	230	244	187	2405

### JJSAMHP Domain III: Engagement

The third JJSAMHP domain is Engagement—particularly utilizing System of Care Principles. Although engagement can entail various areas, including partnering with families and youth, the focus was

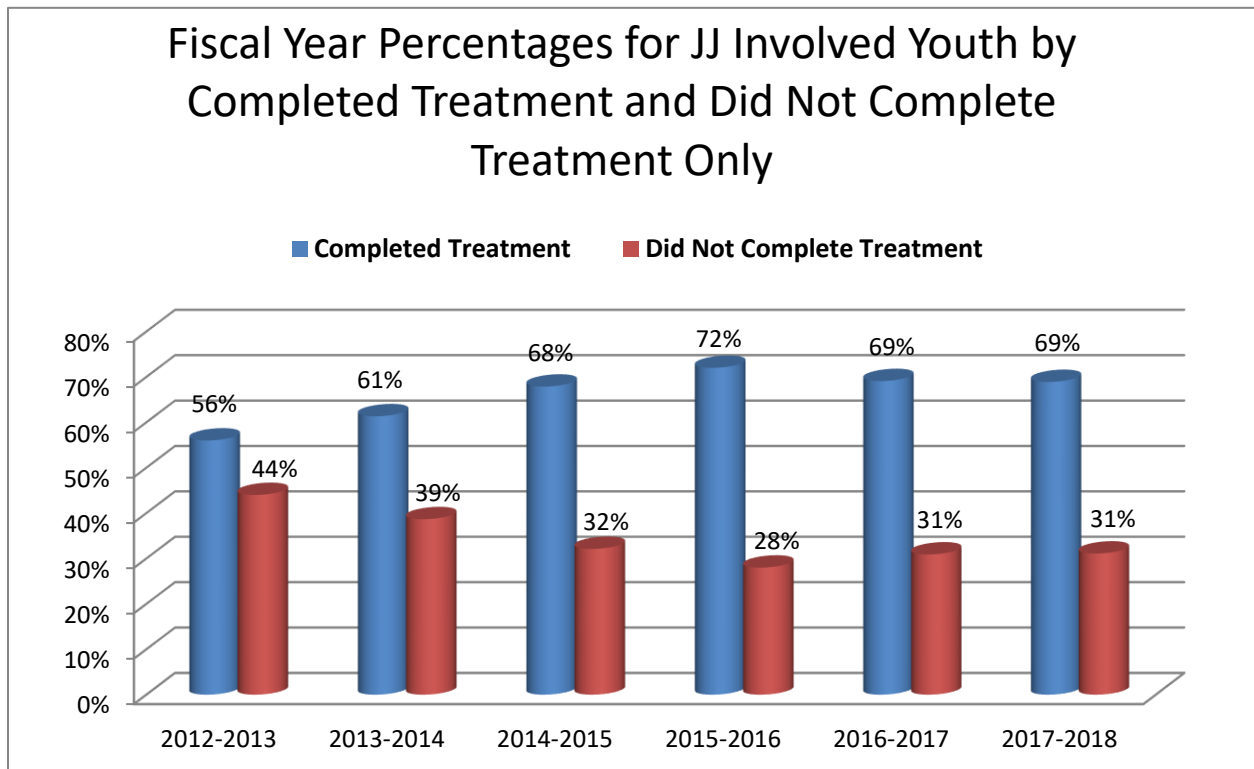
ensuring admission to a partnering provider who agreed to include Child and Family Teams as part of the continuum of care. 100% of the teams cite regular usage of Child and Family Teams. For this fiscal year, there were 785 admissions to JJSAMHP providers during 2017-2018. It is noted that several of the teams do not have the capability to track when referring youth outside of the partnering provider array, so there are likely youth who are referred to another provider but not captured in these numbers since it is based on admissions by partnering providers only. For the few teams that did track this information, there were an additional 210 admissions for a total of 995 documented admissions. To determine the number of admissions to JJSAMHP providers for each team across this time period, please see the section entitled “Local Team Processes.” The following graphs represent the total admissions to JJSAMHP partner providers for 2017-2018 and then a comparison of this fiscal year with the previous fiscal years.



JJSAMHP Monthly Admissions-Fiscal 2012-2018													
Fiscal	Jul	Aug	Sept	Oct	Nov	Dec	Jan	Feb	Mar	Apr	May	Jun	Total
2018	54	63	46	65	54	46	81	59	77	63	102	75	785
2017	80	102	94	53	75	71	64	72	83	65	78	78	915
2016	93	96	154	125	99	83	96	118	114	117	109	97	1301
2015	102	163	126	108	96	103	125	84	107	138	106	95	1353
2014	149	107	95	179	147	164	125	132	165	135	138	113	1649
2013	165	162	118	159	124	124	158	176	156	164	129	137	1772
2012	131	135	144	151	162	129	163	138	150	176	193	138	1810

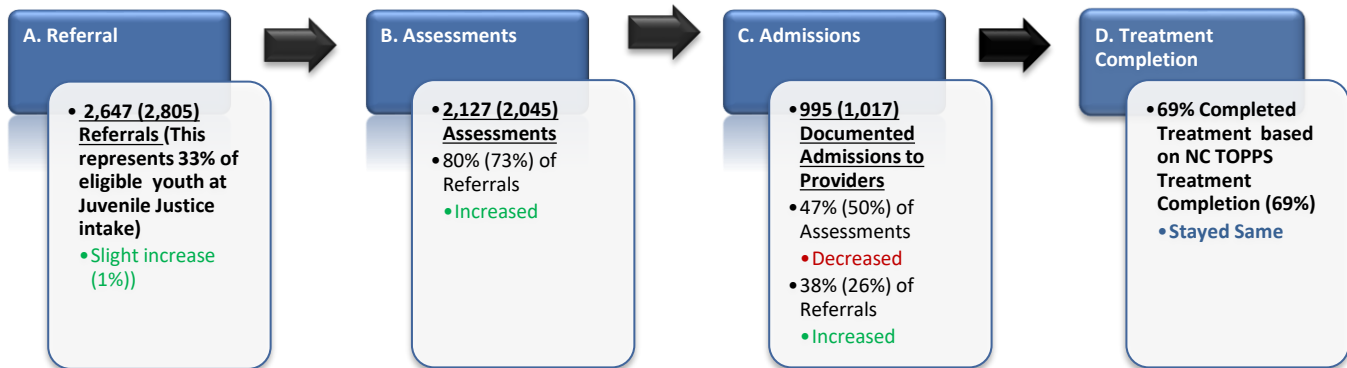
**Discharge Completion Rates for JJSAMHP across Fiscal Years 2012, 2013, 2014, 2015, 2016, 2017, 2018**

Another area that has been outlined is percentage of youth who have successfully completed treatment across the fiscal years. NC-TOPPS (see Section D) data is completed by treatment providers for youth who initiate and complete treatment. The **Completed Treatment** group includes that youth who successfully completed treatment services. The **Did Not Complete Treatment** group includes that youth who never received any treatment/services, were discharged at the program initiative, refused treatment, incarcerated, and did not return as scheduled within 60 days. Youth who were moved to institutions other than juvenile justice, moved out of the area, changed to a service not required by NC-TOPPS and youth who died during the fiscal year were not included in either group. The percentage of youth who completed treatment was the same as in previous fiscal year.

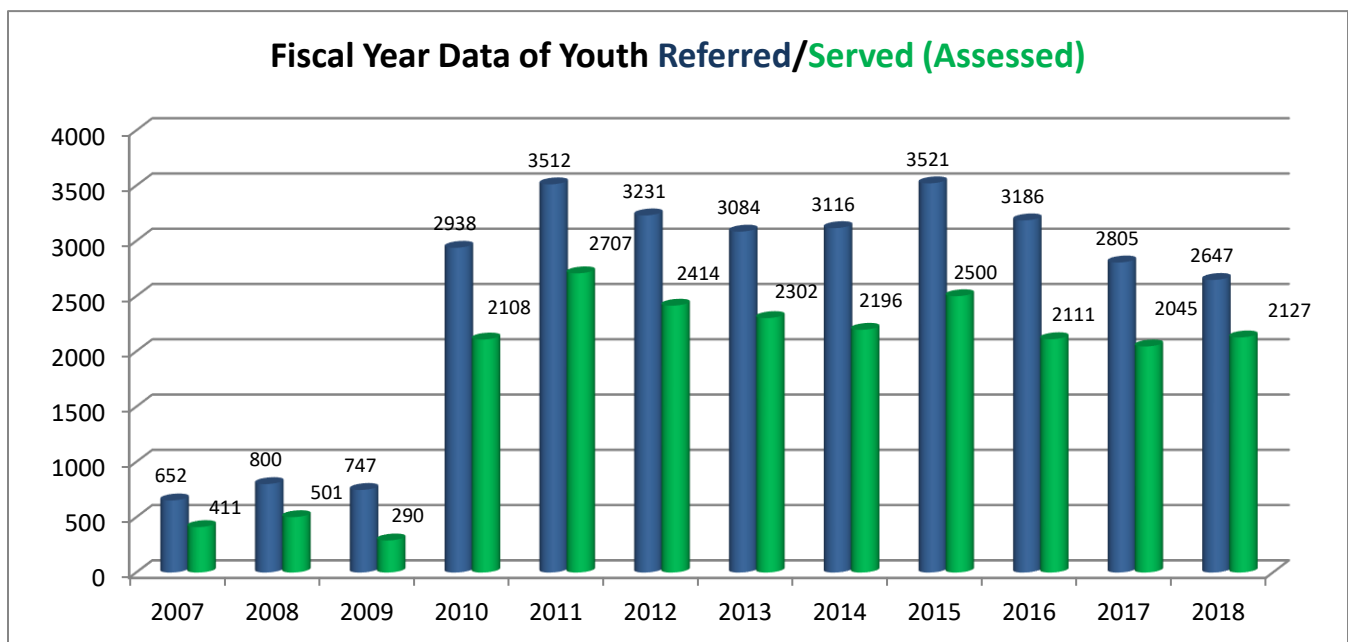


## Overall Process Numbers for JJSAMHP for 2017-2018

The graphic below outlines key process points for JJSAMHP over the last fiscal year in the following areas: a) the number of youth that had documented referrals from JJ to JJSAMHP assessment provider; b) the number of youth assessed and documented by a JJSAMHP provider; c) the number of youth admitted by a JJSAMHP provider (it is again noted that youth can be referred outside of partnership to a provider who is not tracking data and based on family choice and needs); and d) the percentage of youth who successfully completed treatment based on data provided to the state by providers (see this information below). **The numbers in parentheses represent previous fiscal year data (2016-2017).**

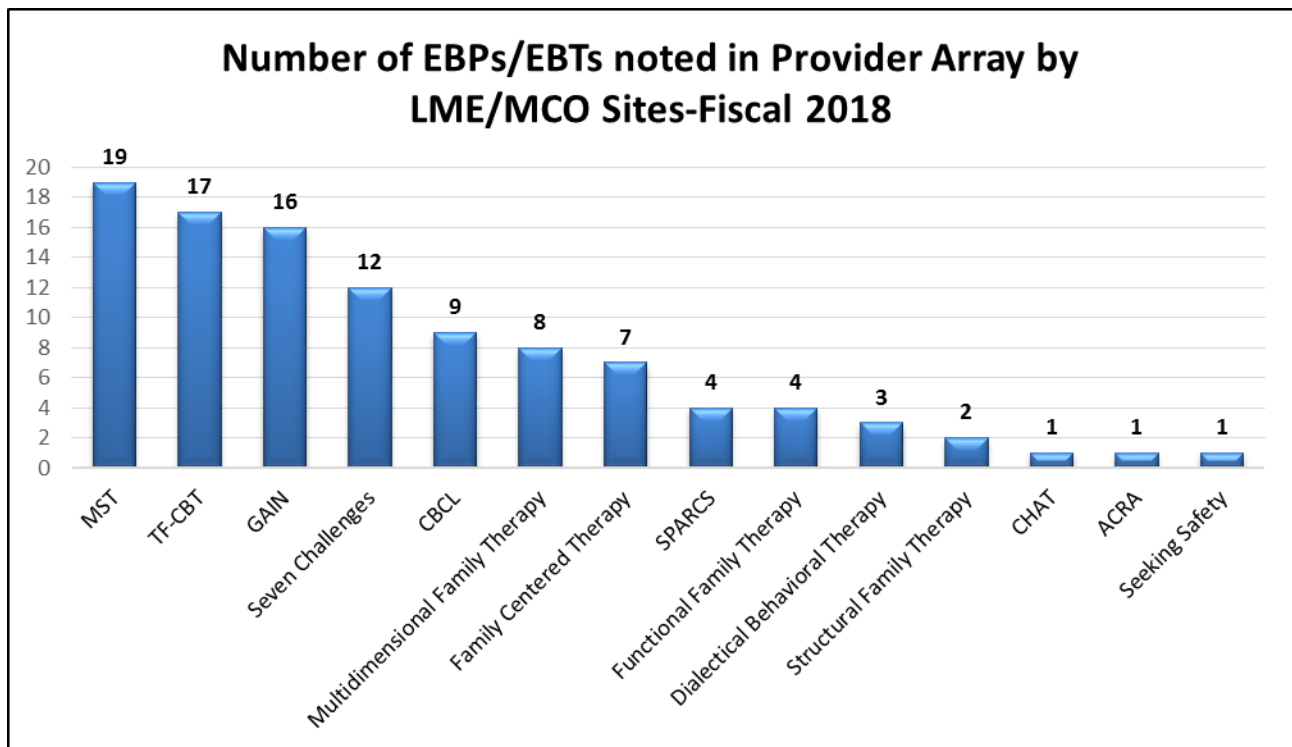


Additionally, there is data on the number of youth referred by JJ to a JJSAMHP provider (formerly MAJORS), and the number of youth who were assessed by a JJSAMHP provider for services. The next chart outlines this information over the last fiscal years. Notably, during Years 2007, 2008, 2009 (MAJORS), only youth with substance use issues were being tracked and in 2010, 2011, 2012, 2013, 2014, 2015, 2016, 2017, 2018 (JJSAMHP), youth with mental health issues were also tracked across multiple providers.



### JISAMHP Domain IV: Evidence Based Practices/Evidence Based Treatments

The fourth domain is usage of Evidence Based Practices/Treatments. All teams cite having providers that use evidence-based treatments within their service array. The most commonly reported EBP/EBTs are included in this report. The Evidence Based Practices/Treatments include: Multisystemic Therapy (MST), Trauma-Focused Cognitive Behavioral Therapy (TF-CBT), Global Appraisal of Individual Needs (GAIN), Seven Challenges, Child Behavior Checklist (CBCL), Multidimensional Family Therapy, Family Centered Therapy, Structured Psychotherapy for Adolescents Responding to Chronic Stress (SPARCS), Functional Family Therapy, Dialectical Behavior Therapy, Structural Family Therapy, Comprehensive Health Assessment for Teens (CHAT), Adolescent Community Reinforcement Approach (ACRA) and Seeking Safety. All of the listed areas are Evidence Based Treatments except the GAIN, CBCL and CHAT, which are Valid and Reliable Assessments. For more information on EBP's/EBT's, please refer the primer in the following link: <http://www.jisamhp.org/publications/>. There is also a good resource at the California Evidence Based Clearinghouse for Child Welfare at the following link: <http://www.cebc4cw.org/>



### JISAMHP Domain V: JCPC Involvement-Developing Recovery Oriented Systems of Care and Ensuring “Beyond Treatment” Activities

The last domain involves inclusion of Juvenile Crime Prevention Council (JCPC) programming, particularly with respect to Recovery Oriented Systems of Care (ROSC).

ROSC is defined as the following:

*Recovery-oriented systems of care are designed to support individuals seeking to overcome substance use disorders across the lifespan. Participants at the Summit*

*declared, "There will be no wrong door to recovery" and also recognized that recovery-oriented systems of care need to provide "genuine, free and independent choice" (SAMHSA, 2004) among an array of treatment and recovery support options. Services should optimally be provided in flexible, unbundled packages that evolve over time to meet the changing needs of recovering individuals. (USDHHS, 2009)*

For the purposes of JJSAMHP, the focus is to build upon treatment services to address the needs of not only youth with substance use issues, but also youth with mental health issues as well. This is described by Reclaiming Futures as "Beyond Treatment" and entails involvement in other community-based activities such as mentoring and leadership development to address the holistic needs of the youth and their families as recovery often includes natural supports and helps that can only be provided by the community. JJ leadership is involved with both JJSAMHP and the local JCPC team.

## ***Section D: Activities and Accomplishments of JJSAMHP for Fiscal 2017-2018***

This section outlines some of the key overall Activities and Accomplishments of the JJSAMHP for the 2017-2018 Fiscal Year. This will be detailed in four (4) areas that helped shape the review of activities: 1) Strengthen Partnerships, Communication, and Information Sharing; 2) Improve Data Reporting; 3) Provide Support for Training and Technical Assistance; and 4) Provide Support for Usage of Evidence Based Practices/Evidence Based Treatments/Best Practices. Each of these areas is outlined below.

### **1. Strengthen Cross-System Partnerships, Communication and Information Sharing**

One of the goals for this fiscal year was to provide support for teams to continue their work in cross-system partnerships, including strengthening information sharing mechanism, documentation of activities, and providing opportunities for cross-system training and collaboration. Local teams meet at varying frequencies from quarterly to every week (for clinical staffing). This information can be found in the Compendium of Services that is updated at least once per quarter at <http://www.jjsamhp.org/publications/>. Additionally, the state level partnership meets to review and discuss the initiative and processes and to obtain and provide feedback. The main activities for JJSAMHP are highlighted below:

- A. Overall, there were a total of 12 Cross-System (Juvenile Justice, Behavioral Health Providers, LME/MCO representatives and others) trainings/meetings, including the regional meetings below. There were 400 documented attendees across the 12 trainings/meetings. As in every year, one of the major activities for this fiscal year was the provision of Regional meetings. The state team worked with trainers, Christina Clarke of Wake Forest University and Dr. Joanna Linn on Compassion Fatigue Training along with focus on establishing more effective communication with the JJBH state team.
  - a. The Regional meetings are noted below and include locations and number of participants. There were a total of 223 participants across the three meetings which represented an 18% increase in participation and attendance across each meeting is located below:
    - i. 4/16/18-Western/Piedmont (Hickory, NC) -76 Cross System Team members
    - ii. 4/24/18-Central (Durham, NC)-88 Cross System Team members
    - iii. 5/2/18-Eastern (Greenville, NC)-59 Cross System Team members
- B. In coordination with funding from Kate B. Reynolds Charitable Trust, UNCG worked with three JJSAMHP teams to begin implementing Child Well-Being Project. This included delivery of 5 different trainings on Cultural Competence, Implicit Bias, and Racial Equity. This information is further outlined in training table.
- C. UNCG provided 3 teams with team fitness training and activities and 2 Process Improvement trainings.



- D. There were 46 state level team meetings and other meetings that link to JJBH issues such as the Juvenile Justice Behavioral Health state team and subcommittee meetings, System of Care State Collaborative, and the Cross Area Substance Use Detention and Residential meetings.
- E. The Compendium of Services was maintained as a resource document through work with local teams (specifically LME/MCO liaisons). This year, the graduate student on the project contacted the liaisons to obtain information at least four times per year. The Compendium of Services outlines key team partners, juvenile justice youth served, services provided, referral, assessment, and treatment processes. The link to the Compendium is located at <http://www.jjsamhp.org/publications/>.
- F. It was important to continue to update the JJSAMHP website, including weekly updates of the Substance Use Residential beds for those in state seeking this resource for juvenile justice involved youth. The Residential census that is updated by UNCG students is at the following link: <http://www.jjsamhp.org/residential-census/>
- G. A monthly updated Technical Assistance (TA) document was provided to state and regional level partners to ensure better understanding of the type of work being completed by sites. Each TA on-site visit and each substantial contact (such as teleconferences or research requests) is noted in the TA Document, which is described in more detail in Section 4.

## **2. Improve Data Reporting**

This second area for the fiscal year was to improve already existing data reporting mechanisms to help increase the ability to describe local and state processes. This includes two forms of data: the monthly JJSAMHP report that is required by the DMHDDSAS and is reported by the LME/MCO to UNCG, and the collection of North Carolina Treatment Outcomes and Program Performance System that is required of providers by their LME/MCO:

- A. The teams continued to use the data system, Qualtrics, through UNCG to submit their monthly data reports. This allowed local teams to generate a report of their data at the time of submission. The main data points continue to be referrals, assessments, admissions, evidence based assessments and evidence based treatments.
- B. UNCG worked with teams on the data system and compliance/accuracy of data submissions. This includes training new liaisons since there were many staff changes through the year. Reports were generated and provided to state level partners and local teams when requested. The survey questions for the monthly reports are in Appendix A.
- C. The second domain was obtaining/cleaning/linking and distribution of NC-TOPPS data. This is to assist in providing more information about quality and treatment provided to youth who are admitted to services. UNCG provided end of previous fiscal year and mid-year information out to the state and local teams about NC-TOPPS data. NC-TOPPS interview forms can be found here: <https://nctopps.ncdmh.net/dev/GettingStartedWithNCTOPPS.asp>
- D. The UNCG evaluation team continued to provide information to state and local team partners regarding the de-identified database in which access was granted in 2012 and continued during this fiscal year. Teams can access analyses per request and the questions are outlined in Appendix B.

### **3. Provide Support for Training and Technical Assistance**

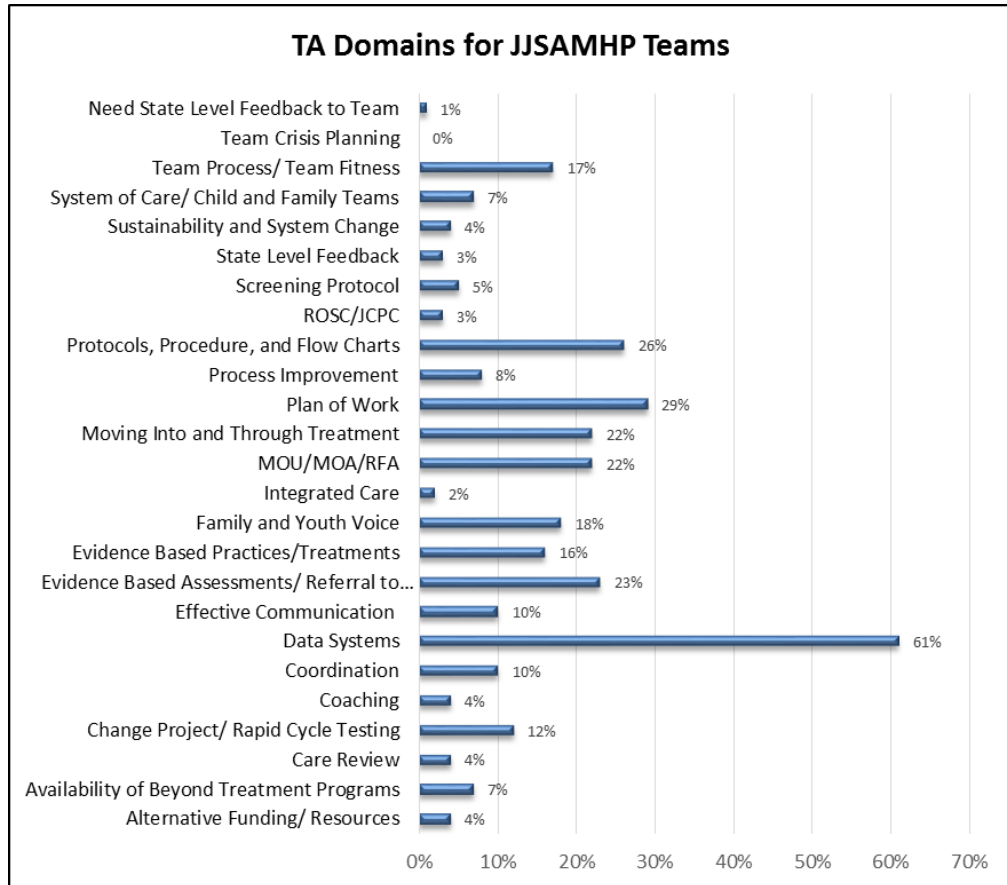
- A. Technical Assistance. Another activity of the JJSAMHP was to provide technical assistance directly to local teams. The state level partners requested that teams be visited at least two times during the year. There were a total of 141 site visits to teams from July, 2017 through June, 2018. These visits helped to identify barriers at the local team level and possible solutions/information from state level partners, information sharing on evidence based practices, and sharing of other team's processes as ways to address barriers and encourage use of funds to support processes. There were an additional 26 other substantial contacts that required data generation, research or work other than routine phone calls and questions. There were numerous emails and short phone calls that are not documented here but this was also provided to teams, particularly around evidence based treatment questions, data collection, or general JJSAMHP processes.

The following visits were completed by UNCG:

Type of Contact	First Quarter	Second Quarter	Third Quarter	Fourth Quarter
On-Site Visits	1. 7/12/17-Eastpointe-Lumberton	1. 10/4/17-Sandhills-Guilford	1. 1/3/18-Sandhills-Guilford	1. 4/2/18-Trillium Central
	2. 7/12/17-Sandhills-Guilford	2. 10/5/17-Partners - Northern	2. 1/5/18-Cardinal - Triad	2. 4/11/18-Cardinal - Triad
	3. 7/13/17-Alliance Durham	3. 10/6/17-Cardinal - Triad	3. 1/8/18-Eastpointe-Rocky Mount	3. 4/11/18-Sandhills-Guilford
	4. 7/14/17-Vaya Health (Smoky Mountain Center)	4. 10/6/17-Cardinal-Piedmont Team	4. 1/10/18-Eastpointe-Lumberton	4. 4/12/18-Eastpointe-Rocky Mount
	5. 7/17/17-Cardinal Innovation-Mecklenburg	5. 10/11/17-Eastpointe-Lumberton	5. 1/11/18-Alliance Durham	5. 4/17/18-Alliance Wake
	6. 7/18/17-Alliance Wake	6. 10/12/17-Cardinal Innovation-Mecklenburg	6. 1/16/18-Alliance Wake	6. 4/26/18-Trillium North
	7. 7/18/17-Cardinal-Five County Team	7. 10/12/17-Cardinal Innovation- Person	7. 1/22/18-Eastpointe-Kinston site	7. 4/27/18-Sandhills-8 County
	8. 7/24/17-Eastpointe-Kinston site	8. 10/17-17-Alliance Wake	8. 1/22/18-Sandhills-8 County	8. 5/4/18-Cardinal - Triad
	9. 7/28/17-Alliance Cumberland	9. 10/17/17-Cardinal-Five County Team	9. 1/23/18-Partners - Central	9. 5/4/18-Cardinal-Piedmont Team
	10. 7/28/17-Sandhills-8 County	10. 10/20/17-Cardinal-ACOC Team	10. 1/24/18-Alliance Cumberland	10. 5/4/18-Partners - Northern
	11. 8/3/17-Partners - Northern	11. 10/20/17-Partners - Central	11. 1/26/18-Sandhills-8 County	11. 5/9/18-Sandhills-Guilford
	12. 8/4/17-Cardinal - Triad	12. 10/23/17-Eastpointe-Kinston site	12. 1/29/18-Cardinal Innovations/ Trillium-District 6 RF	12. 5/29/18-Cardinal Innovations/ Trillium-District 6 RF
	13. 8/4/17-Cardinal-Piedmont Team	13. 10/23/17-Trillium North	13. 2/1/18-Partners - Northern	13. 5/30/18-Sandhills-8 County
	14. 8/7/17-Trillium Central	14. 10/23/17-Trillium North	14. 2/2/18-Cardinal - Triad	14. 6/6/18-Eastpointe-Rocky Mount
	15. 8/9/17-Sandhills-Guilford	15. 10/30/17-Cardinal Innovations/ Trillium-District 6 RF	15. 2/2/18-Cardinal-Piedmont Team	15. 6/6/18-Sandhills-Guilford
	16. 8/10/17-Cardinal Innovation- Person	16. 11/1/17-Sandhills-Guilford	16. 2/5/18-Trillium Central	16. 6/6/18-Sandhills-Guilford
	17. 8/15/17-Cardinal-Five County Team	17. 11/2/17-Partners - Northern	17. 2/7/18-Sandhills-Guilford	17. 6/8/18-Partners - Northern
	18. 8/15/17-Partners - Northern	18. 11/3/17-Cardinal - Triad	18. 2/8/18-Cardinal Innovation- Person	18. 6/13/18-Eastpointe-Lumberton
	19. 8/18/17-Cardinal-ACOC Team	19. 11/3/17-Cardinal-Piedmont Team	19. 2/14/18-Sandhills-Guilford	19. 6/14/18-Alliance Durham
	20. 8/22/17-Partners - Central	20. 11/6/17-Trillium Central	20. 2/16/18-Cardinal-ACOC Team	20. 6/19/18-Alliance Wake
	21. 8/25/17-Alliance Cumberland	21. 11/8/17-Eastpointe-Lumberton	21. 2/20/18-Alliance Wake	21. 6/19/18-Cardinal-Five County Team
	22. 8/25/17-Alliance Cumberland	22. 11/9/17-Cardinal Innovation-Mecklenburg	22. 2/20/18-Cardinal-Five County Team	22. 6/20/18-Partners - Southern
	23. 8/28/17-Cardinal Innovations/ Trillium-District 6 RF	23. 11/15/17-Partners - Southern	23. 2/22/18-Trillium North	23. 6/25/18-Cardinal Innovations/ Trillium-District 6 RF
	24. 9/6/17-Vaya Health (Smoky Mountain Center)	24. 11/16/17-Eastpointe-Rocky Mount	24. 2/26/18-Cardinal Innovations/ Trillium-District 6 RF	

Type of Contact	First Quarter	Second Quarter	Third Quarter	Fourth Quarter
	25. 9/6/17-Vaya Health (Smoky Mountain Center) 26. 9/13/17-Eastpointe-Lumberton 27. 9/13/17-Eastpointe-Lumberton 28. 9/14/17-Cardinal Innovation- Person 29. 9/25/17-Eastpointe-Rocky Mount 30. 9/15/17-Cardinal-ACOC Team 31. 9/19/17-Cardinal-Five County Team 32. 9/22/17-Alliance Cumberland 33. 9/22/17-Alliance Cumberland 34. 9/25/17-Eastpointe-Kinston site 35. 9/28/17-Trillium North	25. 11/27/17-Cardinal Innovations/ Trillium-District 6 RF 26. 11/28/17-Partners - Central 27. 11/30/17-Alliance Durham 28. 11/30/17-Sandhills-Guilford 29. 12/1/17-Cardinal - Triad 30. 12/1/17-Cardinal-Piedmont Team 31. 12/4/17-Trillium Central 32. 12/6/17-Sandhills-Guilford 33. 12/13/17-Cardinal - Triad 34. 12/13/17-Cardinal Innovation-Mecklenburg 35. 12/13/17-Eastpointe-Lumberton 36. 12/14/17-Alliance Durham 37. 12/18/17-Trillium North 38. 12/19/17-Alliance Wake	25. 2/27/18-Cardinal Innovation-Mecklenburg 26. 3/1/18-Eastpointe-Rocky Mount 27. 3/2/18-Cardinal - Triad 28. 3/5/18-Sandhills-Guilford 29. 3/5/18-Vaya Health (Smoky Mountain Center) 30. 3/8/18-Alliance Durham 31. 3/8/18-Alliance Wake 32. 3/8/18-Cardinal Innovation- Person 33. 3/14/18-Eastpointe-Lumberton 34. 3/14/18-Sandhills-Guilford 35. 3/16/18-Cardinal-ACOC Team 36. 3/20/18-Cardinal-Five County Team 37. 3/20/18-Partners - Northern 38. 3/22/18-Eastpointe-Kinston site 39. 3/26/18-Cardinal Innovations/ Trillium-District 6 RF 40. 3/27/18-Eastpointe-Kinston site 41. 3/27/18-Partners - Central 42. 3/27/18-Vaya Health (Smoky Mountain Center) 43. 3/28/18-Alliance Cumberland	24. 6/26/18-Partners - Central 25. 6/27/18-Alliance Cumberland
Scheduled or planned phone technical assistance phone conferences or other Substantial Contact	1. 7/24/17-Cardinal Innovation-Mecklenburg 2. 8/17/17-Cardinal Innovation-Mecklenburg	1. 10/3/17-Partners-Southern 2. 10/12/17-Cardinal Innovation- Person 3. 10/16/17-Alliance Cumberland 4. 10/31/17-Trillium Central 5. 11/9/17-Cardinal Innovation- Person 6. 11/22/17-Sandhills-8 County	1. 1/10/18-Cardinal Innovation- Person 2. 1/11/18-Eastpointe-Rocky Mount 3. 1/17/18-Partners - Southern 4. 2/13/18-Eastpointe-Lumberton 5. 3/5/18-Cardinal Innovation- Person 6. 3/5/18-Cardinal-ACOC Team	1. 4/3/18-Cardinal Innovation- Person 2. 4/3/18-Cardinal-ACOC Team 3. 4/6/18-Cardinal-Piedmont Team 4. 4/12/18-Trillium Central 5. 4/17/18-Cardinal-ACOC Team 6. 4/25/18-Partners - Northern

Type of Contact	First Quarter	Second Quarter	Third Quarter	Fourth Quarter
		7. 12/12/17-Sandhills-8 County 8. 12/19/17-Cardinal-ACOC Team 9. 12/19/17-Partners - Northern 10. 12/21/17-Cardinal Innovations/ Trillium-District 6 RF		7. 5/22/18-Partners - Central 8. 6/11/18-Cardinal Innovation-Mecklenburg



- B. Additionally, monthly TA updates are provided to both state and regional level partners. Also, there is contact on each report with Division liaison about information provided in report and follow up on concerns noted as well as key discussion points of the meetings. This includes a focus on Data Systems, Plan of Work, MOU/MOA processes, protocols and procedures, and the overall Plan of Work. The percentage of time that teams had these areas addressed in meetings is in the chart above.
- C. Additionally, there was continued support for sustaining 6 Reclaiming Futures teams including Alliance Cumberland, Partners North, Partners Central and Partners South, Sandhills Guilford, and Cardinal Mecklenburg.

- D. Additionally, the Family Member on the Project provided support to 10 teams including vetting of family related materials, assessment of youth and family voice, intake processes and other team processes and the Project Manager had meetings to better coordinate support with North Carolina Families United. UNCG also hired a Full Time (.75) Young Adult Coordinator through blended funding with KBR.
- E. Besides the 12 Cross-system trainings with at least 400 attendees noted in Section 1, UNCG provided or facilitated discipline specific training as noted here:
  - a. 2 Behavioral Health specific trainings with 31 Behavioral Health clinician attendees.
  - b. 3 Meetings with Family members with at least 6 attendees

A brief description of all trainings conducted this year is below.

<b>Trainings Completed During the Year</b>			
<b>Date</b>	<b>Name of Training</b>	<b>Total Participants</b>	<b>Location</b>
<b>8/31/17</b>	Training on Effective Meeting Facilitation	6 Cross-System Team members	Greensboro, NC
<b>10/11/17</b>	Engaging Juvenile Justice Involved Youth & Families	19	Charlotte
<b>10/13/17</b>	Engaging Juvenile Justice Involved Youth & Families	18	Charlotte
<b>10/18/17</b>	JJBH Orientation for Guilford JJSAMHP Team and Court Counselors	32	Greensboro
<b>11/2/17</b>	Training on JJSAMHP for DPS Clinical Facility Staff	At least 30 Behavioral Health Clinicians	Winston Salem
<b>11/7/17</b>	Data Tracking Training	3 Cross System Team Members	Greensboro
<b>11/30/17</b>	JJSAMHP Orientation Training	4 Cross System Team Members	Durham
<b>2/6/2018</b>	Data Tracking and Data Utilization to Improve JJSAMHP processes	31 Cross System Team Members	New Bern
<b>2/20/2018-2/22/2018</b>	Seven Challenges Initial Training for Behavioral Health Clinicians	20 Behavioral Health Clinicians	GTCC-Jamestown Campus, Jamestown, NC

### Trainings Completed During the Year

<b>2/20/2018</b>	GAIN-SS Training and Review of Referral to Assessment Processes	20 Juvenile Court Staff	Hickory
<b>2/21/2018</b>	Implications of Cultural Competence and Implicit Bias on Cross-System Processes	22 Cross System Team Members	Gastonia
<b>2/22/2018</b>	Introduction to Cultural Competence and Implicit Bias	21 Cross System Team Members	Asheboro
<b>2/28/2018</b>	Team Fitness	18 Cross System Team Members	Cumberland
<b>3/7/2018</b>	JJSAMHP Overview and Introduction to Implicit Bias – Judicial Lunch & Learn	23 Cross System Team Members	Greensboro
<b>3/8/2018</b>	Introduction to Cultural Competence and Implicit Bias	22 Cross System Team Members	Carthage
<b>4/6/2018</b>	Process Improvement: The PDSA process	5 Cross System Team Members	Winston-Salem, NC
<b>4/9/2018</b>	Introduction to Cultural Competence: Exploring Challenging Conversations, Culture and Implicit Bias	12 Cross System Team Members	Monroe, NC
<b>4/16/2018</b>	Western/Piedmont JJBH Regional Meeting: Local Initiatives: How to Keep the Balls in the Air	76 Cross System Team Members	Hickory, NC
<b>4/17/18</b>	Seven Challenges Leader Training	11 Behavioral Health Clinicians	Greensboro, NC
<b>4/24/2018</b>	Central JJBH Regional Meeting: Local Initiatives: How to Keep the Balls in the Air	88 Cross System Team Members	Raleigh, NC
<b>5/2/2018</b>	Eastern JJBH Regional Meeting: Local Initiatives: How to Keep the Balls in the Air	59 Cross System Team Members	Greenville, NC

<b>Trainings Completed During the Year</b>			
<b>5/10/2018</b>	Data Driven Approach to Racial Equity through a historical lens	37 Cross System Team Members	Carthage, NC
<b>5/31/2018</b>	Team Fitness & Function: Communication & Committees	15 Cross System Team Members	Burlington, NC
<b>6/5/2018</b>	Process Improvement for Family Partner Coordinators and Family Advocates	3 (3 UNCG Team Members also attended)	Greensboro, NC
<b>Various Dates</b>	Provided funding support for Global Appraisal of Individual Needs Assessment	4 Behavioral Health Clinicians	Online training with Chestnut

#### **4. Provide Support for Usage of Evidence Based Practices/Evidence Based Treatments and Best Practices**

The goal is to encourage and support teams in the utilization of evidence based practices/evidence based treatments and opportunities for teams to increase their ability to provide more effective services to juvenile justice involved youth and their families. This entailed the following activities (See training section for actual support provided for training by JJSAMHP).

- A. See table above for EBP training including strengthening EBP including GAIN Training and Seven Challenges Training.
- B. Provided support to teams on Seven Challenges and GAIN related issues-contacting management from both Seven Challenges and GAIN and linking teams to training information.



## ***Section E: LOCAL TEAM PROCESSES***

This section outlines all of the local team processes within each of the local JJSAMHP sites by LME/MCO. As a reminder, there are some sites where there is more than one team, and even differentiation within team based on Court District preferences. The following table provides a general overview of Evidence Based Assessment, Practices, and Treatments for each of the teams in which juvenile justice involved youth are engaged for JJSAMHP and only lists those for which at least two teams are utilizing this practice. It is noted that these are the practices based on the team's monthly data of what was actually done. More information on teams can be obtained from the Compendium of Services at <http://www.jjsamhp.org/publications/>. More information on evidence based practices can be found in a primer, also found in the publications link.

	MST	Trauma –Focused CBT	GAIN	CBCL	Seven Challenges	ACRA	Functional Family Therapy	Multidimensional Family Therapy	Dialectical Behavioral Therapy	Family Centered Treatment	SPARCS	Structural Family Therapy
<b>Alliance Cumberland</b>	X	X	X		X							
<b>Alliance Durham</b>	X	X	X		X							
<b>Alliance Wake</b>	X	X	X		X				X	X	X	
<b>Cardinal ACO</b>	X	X	X		X							
<b>Cardinal District 6</b>	X		X	X								
<b>Cardinal 5 County</b>	X	X	X	X	X	X						
<b>Cardinal Person Caswell</b>	X	X		X	X						X	
<b>Cardinal Piedmont</b>	X	X		X	X				X			
<b>Cardinal Mecklenburg</b>	X	X		X								
<b>Cardinal Triad</b>	X	X	X	X	X							
<b>Eastpointe Kinston</b>	X	X	X		X							

	MST	Trauma –Focused CBT	GAIN	CBCL	Seven Challenges	ACRA	Functional Family Therapy	Multidimensional Family Therapy	Dialectical Behavioral Therapy	Family Centered Treatment	SPARCS	Structural Family Therapy
Eastpointe Lumberton	X	X	X		X							X
Eastpointe Rocky Mount	X	X	X						X			X
Partners South	X	X	X	X				X		X		
Partners Central	X	X	X					X		X		
Partners North	X	X	X	X				X		X		
Sandhills 8 County	X	X		X	X							
Sandhills Guilford	X	X	X	X	X							
Trillium Central (uses CHAT)	X	X			X							
Trillium North	X	X	X				X					
Vaya	X	X	X			X						

## **ALLIANCE BEHAVIORAL-CUMBERLAND TEAM**

### **Key Team Members**

**Tina Higgs**  
Community Relations Specialist

**Terrasine Gardner**  
Community Relations Manager

**Cathy Stephenson (through 2018)**  
Provider Network Development Specialist

**Damali Alston**  
Quality Review Coordinator

**Miguel Pitts**  
Chief-District 12

**Vince Wagner**  
Provider Network Development Specialist

**LaVondra McCloud**  
Access Family Services

**Dr. Kim Young**  
Alexander Youth Network

**Danell Leigh-Triola**  
Carolina Outreach

**Sarah Hallock**  
Cumberland County CommuniCare

**Jasun Thompson**  
Extended Reach

**Dr. Tony Haire**  
Haire Enterprises

**Joceyln Stephens**  
Pinnacle Family Services

**Roderick Brown**  
Yelverton Enrichment Services

**Farrah Delgado**  
Youth Villages

**Affiliated Counties:** Cumberland

**Other JJ Initiatives** Reclaiming Futures

<b>ALLIANCE CUMBERLAND 2017-2018 DATA</b>														
	<b>July 2017</b>	<b>August 2017</b>	<b>September 2017</b>	<b>October 2017</b>	<b>November 2017</b>	<b>December 2017</b>	<b>January 2018</b>	<b>February 2018</b>	<b>March 2018</b>	<b>April 2018</b>	<b>May 2018</b>	<b>June 2018</b>	<b>Total</b>	<b>% of Ref.</b>
<b>Referrals</b>	25	23	14	15	19	12	18	27	26	17	8	16	220	---
<b>Assessments</b>	16	8	5	9	4	8	8	11	6	6	2	7	90	41%
<b>Admissions</b>	0	2	2	2	0	2	0	2	2	3	1	1	17	8%
<b>Non-JJ Admissions</b>	---	---	---	---	---	---	1	0	0	0	0	0	1	---
<b>Overall EBA</b>	16	8	5	9	4	8	6	11	6	6	2	7	88	---
<b>GAIN</b>	16	8	5	9	4	8	6	11	6	6	2	7	88	---
<b>CBCL</b>	0	0	0	0	0	0	0	0	0	0	0	0	0	---
<b>CHAT</b>	0	0	0	0	0	0	0	0	0	0	0	0	0	---
<b>SASSI</b>	---	---	0	0	0	0	0	0	0	0	0	0	0	---
<b>Adolescent Community</b>	0	0	0	0	0	0	0	0	0	0	0	0	0	---

ALLIANCE CUMBERLAND 2017-2018 DATA														
	July 2017	August 2017	September 2017	October 2017	November 2017	December 2017	January 2018	February 2018	March 2018	April 2018	May 2018	June 2018	Total	% of Ref.
<b>Reinforcement Approach</b>														
<b>Dialectical Behavioral Therapy</b>	0	0	0	0	0	0	0	0	0	0	0	0	0	
<b>Family Centered Therapy</b>	0	0	0	0	0	0	0	0	0	0	0	0	0	
<b>Functional Family Therapy</b>	0	0	0	0	0	0	0	0	0	0	0	0	0	
<b>Motivational Enhancement Therapy/Cognitive Behavioral Therapy</b>	0	0	0	0	0	0	0	0	0	0	0	0	0	
<b>Multidimensional Family Therapy</b>	0	0	0	0	0	0	0	0	0	0	0	0	0	
<b>Multisystemic Family Therapy</b>	0	0	0	0	0	0	0	0	0	0	0	0	0	
<b>Seven Challenges</b>	0	2	1	2	0	2	0	2	2	3	1	1	16	
<b>Structured Psychotherapy for Adolescents Responding to Chronic Stress</b>	0	0	0	0	0	0	0	0	0	0	0	0	0	
<b>Trauma Focused Cognitive Behavioral Therapy</b>	0	0	0	0	0	0	0	0	0	0	0	0	0	

## **ALLIANCE BEHAVIORAL-DURHAM TEAM**

### Key Team Members

**Jennifer Meade**  
Community Relations Manager

**Danielle Hudson**  
Court Liaison

**Cathy Stephenson (through 2018)**  
Provider Network Specialist

**Damali Alston**  
Director of Network Evaluation

**Tasha Jones Butts**  
Chief - District 44

**Anthony Reid**  
B&D Behavioral Health Services

**Robin Sartin**  
Carolina Outreach

**Jessica Cuttance**  
Easter Seals UCP

**Janet Mutahangarwa**  
Easter Seals UCP (MAJORS Assessor)

**Carrie Hendricks**  
El Futuro, Inc.

**Akia Gore**  
Turning Point Family Care

**Rhonda French**  
Visions Counseling Studio, PLLC

**Marisha Mathis**  
YDC Assessor

**Jamarr Garris**  
Youth Extensions

**Christopher Jones**  
Youth Villages

**Affiliated Counties:** Durham

	ALLIANCE DURHAM 2017-2018 DATA													
	July 2017	August 2017	September 2017	October 2017	November 2017	December 2017	January 2018	February 2018	March 2018	April 2018	May 2018	June 2018	Total	% of Ref.
<b>Referrals</b>	8	11	6	7	13	5	4	2	9	5	6	6	82	---
<b>Assessments</b>	9	10	5	7	8	10	5	7	8	2	6	1	78	95%
<b>Admissions</b>	2	4	2	2	1	2	2	1	1	0	1	1	19	23%
<b>Overall EBA</b>	9	10	5	7	7	9	5	6	8	2	2	1	71	---
<b>GAIN</b>	9	10	5	7	7	9	5	6	8	2	2	1	71	---
<b>CBCL</b>	0	0	0	0	0	0	0	0	0	0	0	0	0	---
<b>CHAT</b>	0	0	0	0	0	0	0	0	0	0	0	0	0	---
<b>SASSI</b>	---	---	0	0	0	0	0	0	0	0	0	0	0	
<b>Adolescent Community Reinforcement Approach</b>	0	0	0	0	0	0	0	1	1	0	0	0	2	---
<b>Dialectical Behavioral Therapy</b>	0	0	0	0	0	0	0	0	0	0	0	0	0	
<b>Family Centered Therapy</b>	0	0	0	0	0	0	0	0	0	0	0	0	0	

	ALLIANCE DURHAM 2017-2018 DATA													
	July 2017	August 2017	September 2017	October 2017	November 2017	December 2017	January 2018	February 2018	March 2018	April 2018	May 2018	June 2018	Total	% of Ref.
<b>Functional Family Therapy</b>	0	0	0	0	0	0	0	0	0	0	0	0	0	
<b>Motivational Enhancement Therapy/Cognitive Behavioral Therapy</b>	0	0	0	0	0	0	0	0	0	0	0	0	0	
<b>Multidimensional Family Therapy</b>	0	3	0	0	0	0	0	0	0	0	0	0	3	
<b>Multisystemic Family Therapy</b>	0	0	0	0	0	1	0	0	0	0	1	1	3	
<b>Seven Challenges</b>	0	0	0	2	0	0	0	0	0	0	0	0	2	
<b>Structured Psychotherapy for Adolescents Responding to Chronic Stress</b>	0	0	0	0	0	0	0	0	0	0	0	0	0	
<b>Trauma Focused Cognitive Behavioral Therapy</b>	0	0	0	0	0	0	0	0	0	0	0	0	0	

## **ALLIANCE BEHAVIORAL-WAKE TEAM**

### **Key Team Members**

**Eric Johnson**  
Community Relations Manager

**Donald Pinchback**  
Chief-District 10

**Megan Wingate**  
Easterseals UCP, Inc.

**James Ward**  
Sigma Health Services

**Wendy Wenzel**  
Turning Point

**Beth Bradley**  
Quality Review Coordinator

**Access Family Services**  
Mala Ross

**Brandon Robinson**  
Fellowship Health Resources

**Katherine Glass**  
Southlight Healthcare

**Christopher Jones**  
Youth Villages

**Stephanie Pollard**  
Court Liaison

**Ashley Barber**  
Carolina Outreach

**Patricia Cardoso**  
Haven House, LLC

**Kimberly Dekan**  
Triangle Family Services

**Affiliated Counties:** Wake

<b>ALLIANCE WAKE 2017-2018 DATA</b>														
	July 2017	August 2017	September 2017	October 2017	November 2017	December 2017	January 2018	February 2018	March 2018	April 2018	May 2018	June 2018	Total	% of Ref.
<b>Referrals</b>	16	12	9	13	11	8	15	19	15	16	17	10	161	---
<b>Assessments</b>	6	8	12	17	7	5	7	13	12	10	15	9	121	75%
<b>Admissions</b>	3	3	2	2	2	1	2	4	3	1	6	3	32	20%
<b>Overall EBA</b>	6	5	11	13	6	1	3	11	12	8	14	9	99	---
<b>GAIN</b>	6	5	11	13	6	1	3	11	12	8	14	9	99	---
<b>CBCL</b>	0	0	0	0	0	0	0	0	0	0	0	0	0	---
<b>CHAT</b>	0	0	0	0	0	0	0	0	0	0	0	0	0	---
<b>SASSI</b>	---	---	0	0	0	0	0	0	0	0	0	0	0	
<b>Adolescent Community Reinforcement Approach</b>	0	0	0	0	0	0	0	0	0	0	0	0	0	---
<b>Dialectical Behavioral Therapy</b>	0	0	0	0	0	0	0	0	0	0	0	0	0	
<b>Family Centered Therapy</b>	0	0	0	0	0	0	0	0	0	1	2	1	4	

	ALLIANCE WAKE 2017-2018 DATA													
	July 2017	August 2017	September 2017	October 2017	November 2017	December 2017	January 2018	February 2018	March 2018	April 2018	May 2018	June 2018	Total	% of Ref.
<b>Functional Family Therapy</b>	0	0	0	0	0	0	0	0	0	0	0	0	0	
<b>Motivational Enhancement Therapy/Cognitive Behavioral Therapy</b>	0	0	0	0	0	0	0	0	0	0	0	0	0	
<b>Multidimensional Family Therapy</b>	0	3	0	0	0	0	0	0	0	0	0	0	3	
<b>Multisystemic Family Therapy</b>	0	0	2	1	2	1	1	0	0	0	2	0	9	
<b>Seven Challenges</b>	0	0	0	0	0	0	0	0	1	0	0	0	1	
<b>Structured Psychotherapy for Adolescents Responding to Chronic Stress</b>	0	0	0	0	0	0	0	0	0	0	0	0	0	
<b>Trauma Focused Cognitive Behavioral Therapy</b>	0	0	0	0	0	0	0	0	0	0	0	0	0	



## **CARDINAL INNOVATIONS-ACO TEAM**

### Key Team Members

**Stephanie Jones**  
System of Care Coordinator

**Noel Thomas-Lester/Beth Pfister**  
Regional System of Care Manager

**Peggy Hamlett/Steven Sadler**  
Chief-District 15

**Amanda Farris**  
Supervisor District 15

**Allison Smith**  
Youth Villages

**Tina Mitchell**  
Amethyst Consulting and Treatment

**Belinda Younger**  
Faith in Families Solutions CSA

**Carol McLelland**  
Freedom House Recovery Center

**Chandrika Brown**  
North Carolina Families United

**Starkesha Daye**  
Pinnacle Family Services

**Tom McQuiston**  
Reintegration Support Network

**Tom Lesniak**  
RHA

**James Strickland**  
Solutions Community Supports

**Affiliated Counties:** Alamance, Chatham, Orange

	CARDINAL ACO 2017-2018 DATA													Total	% of Ref.
	July 2017	August 2017	September 2017	October 2017	November 2017	December 2017	January 2018	February 2018	March 2018	April 2018	May 2018	June 2018			
<b>Referrals</b>	14	10	9	16	13	11	15	14	13	9	19	11	154	---	
<b>Assessments</b>	8	7	4	12	7	4	10	11	10	5	11	8	97	63%	
<b>Admissions</b>	8	0	4	3	4	4	4	0	1	0	7	3	38	25%	
<b>Non-JJ Admissions</b>	0	0	1	0	0	0	0	0	0	0	0	0	1	---	
<b>Overall EBA</b>	0	6	8	8	21	0	15	5	9	4	3	6	85	---	
<b>GAIN</b>	0	0	0	0	7	0	10	0	0	0	0	0	17	---	
<b>CBCL</b>	0	6	4	7	7	0	4	4	7	3	3	6	51	---	
<b>CHAT</b>	0	0	0	0	0	0	0	0	0	0	0	0	0	---	
<b>SASSI</b>	---	---	4	1	7	0	1	1	2	1	0	0	17		
<b>Adolescent Community Reinforcement Approach</b>	0	0	0	0	0	0	0	0	0	0	0	0	0	---	
<b>Dialectical Behavioral Therapy</b>	0	0	0	0	0	0	0	0	0	0	0	0	0		

	CARDINAL ACO 2017-2018 DATA													
<b>Family Centered Therapy</b>	0	0	0	0	0	0	0	0	2	0	0	0	0	2
<b>Functional Family Therapy</b>	0	0	0	0	0	0	0	0	0	0	0	0	0	0
<b>Motivational Enhancement Therapy/Cognitive Behavioral Therapy</b>	0	0	0	0	0	0	0	0	0	0	0	0	0	0
<b>Multidimensional Family Therapy</b>	0	0	0	0	0	0	0	0	0	0	0	0	0	0
<b>Multisystemic Family Therapy</b>	5	0	4	0	0	0	0	2	5	3	4	5	28	
<b>Seven Challenges</b>	0	0	0	0	0	0	0	0	0	0	0	0	0	0
<b>Structured Psychotherapy for Adolescents Responding to Chronic Stress</b>	0	0	0	0	0	0	0	0	0	0	0	0	0	0
<b>Trauma Focused Cognitive Behavioral Therapy</b>	0	0	0	0	0	0	0	0	0	0	0	0	0	0

## ***CARDINAL INNOVATIONS-FIVE COUNTY***

### **Key Team Members**

**Clarette Glenn(part year)/LaKisha Turner-Herndon (part year)**  
System of Care Coordinator

**Sonynia Leonard**  
Chief-District 6

**David Carter**  
Chief-District 9

**Noel Thomas-Lester/Beth Pfister**  
Regional System of Care Manager

**Elliot Clark**  
Senior Community Executive

**Bobbie Jo Hopf**  
Youth Villages

**Dana Greenway**  
DAYMARK Recovery Services, Inc.

**Carol McClelland**  
Freedom House Recovery Lake Area

**Paul Roodhuyzen**  
RHA

**Jerome Brown**  
Vision Behavioral Health Services

**Affiliated Counties:** Franklin, Granville, Halifax, Vance, Warren

	<b>CARDINAL FIVE COUNTY 2017-2018 DATA</b>													
	July 2017	August 2017	September 2017	October 2017	November 2017	December 2017	January 2018	February 2018	March 2018	April 2018	May 2018	June 2018	Total	% of Ref.
<b>Referrals</b>	2	1	1	4	1	1	1	2	2	0	0	3	18	---
<b>Assessments</b>	2	1	0	1	2	1	1	2	0	0	0	0	10	56%
<b>Admissions</b>	1	1	0	1	0	0	0	0	0	0	0	0	3	17%
<b>Overall EBA</b>	0	0	0	0	0	0	0	0	0	0	0	0	0	---
<b>GAIN</b>	0	0	0	0	0	0	0	0	0	0	0	0	0	---
<b>CBCL</b>	0	0	0	0	0	0	0	0	0	0	0	0	0	---
<b>CHAT</b>	0	0	0	0	0	0	0	0	0	0	0	0	0	---
<b>SASSI</b>	---	---	0	0	0	0	0	0	0	0	0	0	0	
<b>Adolescent Community Reinforcement Approach</b>	0	0	0	0	0	0	0	0	0	0	0	0	0	---
<b>Dialectical Behavioral Therapy</b>	0	0	0	0	0	0	0	0	0	0	0	0	0	
<b>Family Centered Therapy</b>	0	0	0	0	0	0	0	0	0	0	0	0	0	

	CARDINAL FIVE COUNTY 2017-2018 DATA													
	July 2017	August 2017	September 2017	October 2017	November 2017	December 2017	January 2018	February 2018	March 2018	April 2018	May 2018	June 2018	Total	% of Ref.
<b>Functional Family Therapy</b>	0	0	0	0	0	0	0	0	0	0	0	0	0	
<b>Motivational Enhancement Therapy/Cognitive Behavioral Therapy</b>	0	0	0	0	0	0	0	0	0	0	0	0	0	
<b>Multidimensional Family Therapy</b>	0	1	0	0	0	0	0	0	0	0	0	0	1	
<b>Multisystemic Family Therapy</b>	1	0	0	1	0	0	0	0	0	0	0	0	2	
<b>Seven Challenges</b>	0	0	0	0	0	0	0	0	0	0	0	0	0	
<b>Structured Psychotherapy for Adolescents Responding to Chronic Stress</b>	0	0	0	0	0	0	0	0	0	0	0	0	0	
<b>Trauma Focused Cognitive Behavioral Therapy</b>	0	0	0	0	0	0	0	0	0	0	0	0	0	

**CARDINAL INNOVATIONS-PERSON/CASWELL TEAM**

**Key Team Members**

**Stephanie Jones**  
System of Care Coordinator

**Noel Thomas-Lester/Beth Pfister**  
Regional System of Care Manager

**David Carter**  
Chief-District 9

**Allison Smith**  
Youth Villages

**Antoniquan Johnson**  
Securing Resources

**Chandrika Brown**  
North Carolina Families United

**Martha Pickett**  
Freedom House Recovery Center

**Ronnie Dunevant**  
Roots and Wings of Person County

**Larry Simpson**  
Pinnacle Family Services

**Tina Mitchell**  
Amethyst Consulting and Treatment

**Belinda Younger**  
Faith in Families Solutions CSA

**Affiliated Counties:** Person, Caswell

	CARDINAL PERSON/CASWELL 2017-2018 DATA													
	July 2017	August 2017	September 2017	October 2017	November 2017	December 2017	January 2018	February 2018	March 2018	April 2018	May 2018	June 2018	Total	% of Ref.
<b>Referrals</b>	1	4	2	4	5	2	8	2	7	11	6	3	55	---
<b>Assessments</b>	0	2	0	2	0	0	5	1	2	2	2	2	18	33%
<b>Admissions</b>	0	1	0	1	1	0	1	0	5	0	1	1	11	20%
<b>Non-JJ Admissions</b>	0	0	0	0	0	1	0	0	0	0	0	0	1	---
<b>Overall EBA</b>	0	2	0	2	0	0	10	0	0	1	2	0	17	---
<b>GAIN</b>	0	0	0	0	0	0	5	0	0	0	0	0	5	---
<b>CBCL</b>	0	2	0	1	0	0	5	0	0	1	2	0	11	---
<b>CHAT</b>	0	0	0	0	0	0	0	0	0	0	0	0	0	---
<b>SASSI</b>	---	---	0	1	0	0	0	0	0	0	0	0	1	
<b>Adolescent Community Reinforcement Approach</b>	0	0	0	0	0	0	0	0	0	0	0	0	0	---
<b>Dialectical Behavioral Therapy</b>	0	0	0	0	0	0	0	0	0	0	0	0	0	

CARDINAL PERSON/CASWELL 2017-2018 DATA														
	July 2017	August 2017	September 2017	October 2017	November 2017	December 2017	January 2018	February 2018	March 2018	April 2018	May 2018	June 2018	Total	% of Ref.
<b>Family Centered Therapy</b>	0	0	0	0	0	0	0	0	0	0	0	0	0	
<b>Functional Family Therapy</b>	0	0	0	0	0	0	0	0	0	0	0	0	0	
<b>Motivational Enhancement Therapy/Cognitive Behavioral Therapy</b>	0	0	0	0	0	0	0	0	0	0	0	0	0	
<b>Multidimensional Family Therapy</b>	0	0	0	0	0	0	0	0	0	0	0	0	0	
<b>Multisystemic Family Therapy</b>	0	2	0	0	0	0	0	1	0	1	1	1	6	
<b>Seven Challenges</b>	0	0	0	0	0	0	0	0	0	0	0	0	0	
<b>Structured Psychotherapy for Adolescents Responding to Chronic Stress</b>	0	0	0	0	0	0	0	0	0	0	0	0	0	
<b>Trauma Focused Cognitive Behavioral Therapy</b>	0	0	0	0	0	0	0	0	0	0	0	0	0	

## ***CARDINAL INNOVATIONS-PIEDMONT TEAM***

### **Key Team Members**

**Tressy McLean-Hickey**  
System of Care Manager

**Noel Thomas-Lester/Beth Pfister**  
System of Care Regional Manager

**David Wall**  
Chief-District 19

**Calvin Vaughan (until 2018)**  
Chief-District 20

**Krista Hiatt**  
Chief-District 22

**Shannon Shore**  
Children's Hope Alliance

**Jean Tillman**  
Daymark Recovery Services

**Tim Tilley**  
Family Services of Davidson

**Chris Abbey**  
Monarch

**Chuck Hill**  
RHA

**Dr. Arlana Sims**  
Sims Consulting and Clinical Services

**Jesse Stroud**  
Turning Point Family Services

**Andrew Stehberger**  
Youth Villages

**Affiliated Counties:** Cabarrus, Davidson, Rowan, Stanly, Union

<b>CARDINAL PIEDMONT 2017-2018 DATA</b>														
	July 2017	August 2017	September 2017	October 2017	November 2017	December 2017	January 2018	February 2018	March 2018	April 2018	May 2018	June 2018	Total	% of Ref.
<b>Referrals</b>	22	17	7	14	15	29	25	30	29	19	21	21	249	---
<b>Assessments</b>	18	21	10	15	17	17	24	20	18	23	29	26	248	99%
<b>Admissions</b>	6	11	3	4	5	6	24	4	9	0	13	4	89	36%
<b>Overall EBA</b>	0	0	20	2	17	1	14	2	6	0	0	0	62	---
<b>GAIN</b>	0	0	0	2	0	0	0	2	6	0	0	0	10	---
<b>CBCL</b>	0	0	0	0	17	1	13	0	0	0	0	0	31	---
<b>CHAT</b>	0	0	10	0	0	0	0	0	0	0	0	0	10	---
<b>SASSI</b>	---	---	10	0	0	0	1	0	0	0	0	0	11	
<b>Adolescent Community Reinforcement Approach</b>	0	0	0	0	0	0	0	0	0	0	0	0	0	---
<b>Dialectical Behavioral Therapy</b>	0	0	0	0	0	0	0	0	0	0	0	0	0	
<b>Family Centered Therapy</b>	0	0	0	0	0	0	1	0	0	0	0	0	1	

	CARDINAL PIEDMONT 2017-2018 DATA													
	July 2017	August 2017	September 2017	October 2017	November 2017	December 2017	January 2018	February 2018	March 2018	April 2018	May 2018	June 2018	Total	% of Ref.
<b>Functional Family Therapy</b>	0	0	0	0	0	0	0	0	0	0	0	0	0	
<b>Motivational Enhancement Therapy/Cognitive Behavioral Therapy</b>	0	0	0	0	0	0	0	0	0	0	0	0	0	
<b>Multidimensional Family Therapy</b>	0	0	0	0	0	0	0	0	0	0	0	0	0	
<b>Multisystemic Family Therapy</b>	0	0	0	0	0	4	2	0	0	0	0	0	6	
<b>Seven Challenges</b>	0	0	0	0	0	1	3	0	0	0	0	0	4	
<b>Structured Psychotherapy for Adolescents Responding to Chronic Stress</b>	0	0	0	0	0	0	0	0	0	0	0	0	0	
<b>Trauma Focused Cognitive Behavioral Therapy</b>	0	0	0	0	0	0	0	0	0	0	0	0	0	



## ***CARDINAL INNOVATIONS –MECKLENBURG TEAM***

### **Key Team Members**

**Janelle Fleck/Noel Thomas-Lester  
(transition)**  
System of Care Coordinator

**Noel Thomas-Lester/Beth Pfister**  
MHSA Care Coordination Manager

**Russell Price**  
Chief-District 26

**Stacy Huss (until 2018)**  
Supervisor-District 26

**Katherine Fitzgerald**  
Reclaiming Futures Project Director

**Amanda Elder**  
AMI Kids, Inc.

**Wanda Douglas**  
Family Partner

**Dawn Shelley**  
Anuvia

**Mackie Johnson**  
Anuvia

**Katherine Hogan**  
Carolinas Health Care

**Libby Safrit**  
Carolinas Health Care

**Becky Smith**  
Children’s Hope Alliance

**John Waller**  
Family First

**Angie Walker**  
Mecklenburg County

**Josh Martin**  
Support, Inc.

**Shante Vines**  
Support, Inc.

**Betsy Thompson**  
Teen Health Connection

**Jesse Stroud**  
Turning Point Family Services

**Andrew Stehberger**  
Youth Villages

**Judge Elizabeth Trosch** (Reclaiming Futures  
Judicial Fellow)

**Affiliated Counties:** Mecklenburg

**Other JJ Initiatives:** Reclaiming Futures

<b>CARDINAL MECKLENBURG 2017-2018 DATA</b>														
	July 2017	August 2017	September 2017	October 2017	November 2017	December 2017	January 2018	February 2018	March 2018	April 2018	May 2018	June 2018	Total	% of Ref.
<b>Referrals</b>	31	20	24	23	24	13	30	41	23	28	24	12	293	---
<b>Assessments</b>	15	24	12	14	14	15	12	23	18	13	19	9	188	64%
<b>Admissions</b>	0	3	3	4	2	4	7	1	0	2	5	1	32	11%
<b>Overall EBA</b>	8	20	11	13	13	12	10	15	13	12	19	9	155	---
<b>GAIN</b>	0	0	0	0	0	0	0	0	0	0	0	0	0	---
<b>CBCL</b>	8	20	11	13	13	11	10	13	7	0	0	0	106	---
<b>CHAT</b>	0	0	0	0	0	0	0	0	0	0	0	0	0	---
<b>SASSI</b>	---	---	0	0	0	1	0	2	6	12	19	9	49	---

CARDINAL MECKLENBURG 2017-2018 DATA														
	July 2017	August 2017	September 2017	October 2017	November 2017	December 2017	January 2018	February 2018	March 2018	April 2018	May 2018	June 2018	Total	% of Ref.
<b>Adolescent Community Reinforcement Approach</b>	0	0	0	0	0	0	0	0	0	0	0	0	0	---
<b>Dialectical Behavioral Therapy</b>	0	0	0	0	0	0	0	0	0	0	0	0	0	
<b>Family Centered Therapy</b>	0	0	0	0	0	0	0	0	0	0	0	0	0	
<b>Functional Family Therapy</b>	0	0	0	0	0	0	0	0	0	0	0	0	0	
<b>Motivational Enhancement Therapy/Cognitive Behavioral Therapy</b>	0	0	0	0	0	0	0	0	0	0	0	0	0	
<b>Multidimensional Family Therapy</b>	0	0	0	0	0	0	0	0	0	0	0	0	0	
<b>Multisystemic Family Therapy</b>	0	0	0	0	0	0	0	0	0	0	0	0	0	
<b>Seven Challenges</b>	0	0	0	0	0	0	0	0	0	0	0	0	0	
<b>Structured Psychotherapy for Adolescents Responding to Chronic Stress</b>	0	0	0	0	0	0	0	0	0	0	0	0	0	
<b>Trauma Focused Cognitive Behavioral Therapy</b>	0	0	0	0	0	0	0	0	0	0	0	0	0	

## **CARDINAL INNOVATIONS-TRIAD TEAM**

### Key Team Members

**Kimberly Morgan**  
System of Care Coordinator

**Noel Thomas-Lester/Beth Pfister**  
System of Care Regional Manager

**James Harner**  
Insight Human Services

**Rusty Slate**  
Chief-District 17

**Stan Clarkson**  
Chief-District 21

**Krista Hiatt**  
Chief-District 22

**Honorable James A. (Tony) Grogan**  
District 17A

**Honorable Fred Wilkins, Retired**  
Community

**Tara Pierce**  
Treatment

**Youth Villages**

**AMI Kids**

**Children's Hope Alliance**

**Affiliated Counties:** Davie, Forsyth, Rockingham, Stokes

	<b>CARDINAL TRIAD 2017-2018 DATA</b>												<b>Total</b>	<b>% of Ref.</b>
	<b>July 2017</b>	<b>August 2017</b>	<b>September 2017</b>	<b>October 2017</b>	<b>November 2017</b>	<b>December 2017</b>	<b>January 2018</b>	<b>February 2018</b>	<b>March 2018</b>	<b>April 2018</b>	<b>May 2018</b>	<b>June 2018</b>		
<b>Referrals</b>	5	2	4	2	2	10	5	3	7	10	6	9	65	---
<b>Assessments</b>	5	2	3	2	2	7	4	2	5	6	3	17	58	89%
<b>Admissions</b>	5	7	0	1	1	2	4	2	2	6	3	6	39	60%
<b>Overall EBA</b>	0	0	3	2	2	2	4	2	2	6	2	6	31	---
<b>GAIN</b>	0	0	0	0	0	0	0	0	0	0	0	0	0	---
<b>CBCL</b>	0	0	0	0	0	0	0	0	0	0	0	0	0	---
<b>CHAT</b>	0	0	0	0	0	0	0	0	0	0	0	0	0	---
<b>SASSI</b>	---	---	3	2	2	2	4	2	2	6	2	6	31	
<b>Adolescent Community Reinforcement Approach</b>	0	0	0	0	0	0	0	0	0	0	0	0	0	---
<b>Dialectical Behavioral Therapy</b>	0	0	0	0	0	0	0	0	0	0	0	0	0	
<b>Family Centered Therapy</b>	0	0	0	0	0	0	0	0	0	0	0	0	0	
<b>Functional Family Therapy</b>	0	0	0	0	0	0	0	0	0	0	0	0	0	

	CARDINAL TRIAD 2017-2018 DATA													
	July 2017	August 2017	September 2017	October 2017	November 2017	December 2017	January 2018	February 2018	March 2018	April 2018	May 2018	June 2018	Total	% of Ref.
<b>Motivational Enhancement Therapy/Cognitive Behavioral Therapy</b>	5	0	0	0	0	2	0	0	0	0	0	0	7	
<b>Multidimensional Family Therapy</b>	0	0	0	0	0	0	0	0	0	0	0	0	0	
<b>Multisystemic Family Therapy</b>	0	0	0	0	0	0	0	0	0	0	0	0	0	
<b>Seven Challenges</b>	0	1	3	1	1	0	2	2	2	6	1	6	25	
<b>Structured Psychotherapy for Adolescents Responding to Chronic Stress</b>	0	0	0	0	0	0	0	0	0	0	0	0	0	
<b>Trauma Focused Cognitive Behavioral Therapy</b>	0	0	0	0	0	0	0	0	0	0	0	0	0	

## ***EASTPOINTE-KINSTON TEAM***

### **Key Team Members**

**Andrea Boney-Dickens (until 2018)**  
System of Care Specialist

**Stacy Justiss**  
Family Partner Coordinator/NCFU

**Angela Wilson**  
Lead SOC/Care Coordinator

**Jennifer Short (until 2018)/Jerry Burns**  
Chief-District 8

**Tracy Arrington**  
Chief – District 4

**Jerry Burns (until 2018)**  
Supervisor – District 8

**Don Neal, Jr.**  
Waynesboro Family Clinic

**Michelle Swigunski**  
Pinnacle Family Services

**Amy Drozda**  
Easter Seals

**Constance Olatidoye & Crystal Davis**  
New Dimension Group

**Christina Allen**  
Pride in NC

**Affiliated Counties:** Duplin, Greene, Lenoir, Sampson, Wayne

<b>EASTPOINTE KINSTON 2017-2018 DATA</b>														
	July 2017	August 2017	September 2017	October 2017	November 2017	December 2017	January 2018	February 2018	March 2018	April 2018	May 2018	June 2018	Total	% of Ref.
<b>Referrals</b>	2	3	1	3	2	8	2	0	1	1	0	0	23	---
<b>Assessments</b>	2	1	4	3	2	1	0	2	1	4	0	0	20	87%
<b>Admissions</b>	0	0	0	0	2	0	0	0	0	0	0	0	2	9%
<b>Overall EBA</b>	2	1	1	3	2	2	2	0	0	1	0	0	14	---
<b>GAIN</b>	2	1	1	3	2	2	2	0	0	1	0	0	14	---
<b>CBCL</b>	0	0	0	0	0	0	0	0	0	0	0	0	0	---
<b>CHAT</b>	0	0	0	0	0	0	0	0	0	0	0	0	0	---
<b>SASSI</b>	---	---	0	0	0	0	0	0	0	0	0	0		
<b>Adolescent Community Reinforcement Approach</b>	0	0	0	0	0	0	0	0	0	0	0	0	0	---
<b>Dialectical Behavioral Therapy</b>	0	0	0	0	0	0	0	0	0	0	0	0	0	
<b>Family Centered Therapy</b>	0	0	0	0	0	0	0	0	0	0	0	0	0	
<b>Functional Family Therapy</b>	0	0	0	0	0	0	0	0	0	0	0	0	0	
<b>Motivational Enhancement</b>	0	0	0	0	0	0	0	0	0	0	0	0	0	

EASTPOINTE KINSTON 2017-2018 DATA														
	July 2017	August 2017	September 2017	October 2017	November 2017	December 2017	January 2018	February 2018	March 2018	April 2018	May 2018	June 2018	Total	% of Ref.
<b>Therapy/Cognitive Behavioral Therapy</b>														
<b>Multidimensional Family Therapy</b>	0	0	0	0	0	0	0	0	0	0	0	0	0	
<b>Multisystemic Family Therapy</b>	1	0	0	0	0	0	0	0	0	0	0	0	1	
<b>Seven Challenges</b>	0	0	0	0	0	0	0	0	0	0	0	0	0	
<b>Structured Psychotherapy for Adolescents Responding to Chronic Stress</b>	0	0	0	0	0	0	0	0	0	0	0	0	0	
<b>Trauma Focused Cognitive Behavioral Therapy</b>	0	0	0	0	0	0	0	0	0	0	0	0	0	

## ***EASTPOINTE-LUMBERTON TEAM***

### **Key Team Members**

**Robert Williams**  
System of Care Specialist

**Stacy Justiss**  
Family Partner Coordinator/NCFU

**Angela Wilson**  
Systems of Care Team Lead

**Lance Britt**  
Chief-District 13

**Randy Jones**  
Chief-District 16

**Alice Hunt**  
Primary Health Choice

**Barry Graham**  
Advantage Behavioral

**Ivan Pride/Martha Locklear**  
RHA

**Lauren Ballard/Stephen Rieman**  
Coastal Horizons Center

**Paul Russ**  
Consumer & Family Advisory Committee Chair  
(CFAC)

**Affiliated Counties:** Bladen, Columbus, Robeson, Scotland

<b>EASTPOINTE LUMBERTON 2017-2018 DATA</b>														
	July 2017	August 2017	September 2017	October 2017	November 2017	December 2017	January 2018	February 2018	March 2018	April 2018	May 2018	June 2018	Total	% of Ref.
<b>Referrals</b>	2	3	3	6	8	5	7	4	8	5	2	8	61	---
<b>Assessments</b>	0	1	0	4	0	3	0	2	6	1	3	1	21	34%
<b>Admissions</b>	0	0	0	0	1	0	0	0	0	0	0	0	1	2%
<b>Overall EBA</b>	0	3	0	3	8	1	2	2	5	4	1	4	33	---
<b>GAIN</b>	0	3	0	3	0	1	2	2	5	4	1	4	25	---
<b>CBCL</b>	0	0	0	0	0	0	0	0	0	0	0	0	0	---
<b>CHAT</b>	0	0	0	0	8	0	0	0	0	0	0	0	8	---
<b>SASSI</b>	---	---	0	0	0	0	0	0	0	0	0	0	0	
<b>Adolescent Community Reinforcement Approach</b>	0	0	0	0	0	0	0	0	0	0	0	0	0	---
<b>Dialectical Behavioral Therapy</b>	0	0	0	0	0	0	0	0	0	0	0	0	0	
<b>Family Centered Therapy</b>	0	0	0	0	0	0	0	0	0	0	0	0	0	
<b>Functional Family Therapy</b>	0	0	0	0	0	0	0	0	0	0	0	0	0	

EASTPOINTE LUMBERTON 2017-2018 DATA														
	July 2017	August 2017	September 2017	October 2017	November 2017	December 2017	January 2018	February 2018	March 2018	April 2018	May 2018	June 2018	Total	% of Ref.
<b>Motivational Enhancement Therapy/Cognitive Behavioral Therapy</b>	0	0	0	0	0	0	0	0	0	0	0	0	0	
<b>Multidimensional Family Therapy</b>	0	0	0	0	0	0	0	0	0	0	0	0	0	
<b>Multisystemic Family Therapy</b>	0	0	0	0	0	0	0	0	0	0	0	0	0	
<b>Seven Challenges</b>	0	0	0	0	0	0	0	0	0	0	0	0	0	
<b>Structured Psychotherapy for Adolescents Responding to Chronic Stress</b>	0	0	0	0	0	0	0	0	0	0	0	0	0	
<b>Trauma Focused Cognitive Behavioral Therapy</b>	0	0	0	0	0	0	0	0	0	0	0	0	0	



## ***EASTPOINTE-ROCKY MOUNT TEAM***

### **Key Team Members**

**Cotina Thorne**  
System of Care Specialist

**Stacy Justiss**  
Family Partner Coordinator/NCFU

**Mike Walston**  
Chief-District 7

**Terri Proctor**  
Supervisor-District 7

**Angela Wilson**  
Systems of Care Coordinator

**Katherine Mitchell/Sandra Pierce**  
Pinnacle Family Services

**Kristy Moore/Bobbie Jo Hope**  
Youth Villages

**Candance Sutton-Sauls/Christina Allen**  
Pride in NC

**Affiliated Counties:** Edgecombe, Nash, Wilson

	<b>EASTPOINTE ROCKY MOUNT 2017-2018 DATA</b>													
	July 2017	August 2017	September 2017	October 2017	November 2017	December 2017	January 2018	February 2018	March 2018	April 2018	May 2018	June 2018	Total	% of Ref.
<b>Referrals</b>	7	6	4	9	4	2	7	7	6	4	3	3	62	---
<b>Assessments</b>	21	6	0	3	15	2	12	3	19	10	8	4	103	166%
<b>Admissions</b>	0	0	0	0	6	0	0	0	0	0	0	0	6	10%
<b>Non-JJ Admissions</b>	---	---	---	---	6	0	0	0	0	0	0	0	6	---
<b>Overall EBA</b>	6	5	2	7	0	2	7	6	5	3	3	3	49	---
<b>GAIN</b>	6	5	2	7	0	2	7	6	5	3	3	3	49	---
<b>CBCL</b>	0	0	0	0	0	0	0	0	0	0	0	0	0	---
<b>CHAT</b>	0	0	0	0	0	0	0	0	0	0	0	0	0	---
<b>SASSI</b>	---	---	0	0	0	0	0	0	0	0	0	0		
<b>Adolescent Community Reinforcement Approach</b>	0	0	0	0	0	0	0	0	0	0	0	0	0	---
<b>Dialectical Behavioral Therapy</b>	0	0	0	0	0	0	0	0	0	0	0	0	0	
<b>Family Centered Therapy</b>	0	0	0	0	0	0	0	0	0	0	0	0	0	
<b>Functional Family Therapy</b>	0	0	0	0	0	0	0	0	0	0	0	0	0	

EASTPOINTE ROCKY MOUNT 2017-2018 DATA														
	July 2017	August 2017	September 2017	October 2017	November 2017	December 2017	January 2018	February 2018	March 2018	April 2018	May 2018	June 2018	Total	% of Ref.
<b>Motivational Enhancement Therapy/Cognitive Behavioral Therapy</b>	0	0	0	0	0	0	0	0	0	0	0	0	0	
<b>Multidimensional Family Therapy</b>	0	0	0	0	0	0	0	0	0	0	0	0	0	
<b>Multisystemic Family Therapy</b>	0	0	0	0	0	0	0	0	0	0	0	0	0	
<b>Seven Challenges</b>	0	0	0	0	0	0	0	0	0	0	0	0	0	
<b>Structured Psychotherapy for Adolescents Responding to Chronic Stress</b>	0	0	0	0	0	0	0	0	0	0	0	0	0	
<b>Trauma Focused Cognitive Behavioral Therapy</b>	0	0	0	0	0	0	0	0	0	0	0	0	0	

## ***PARTNERS-NORTH TEAM***

### **Key Team Members**

**Stephanie Funderburk**  
System of Care Liaison

**Rusty Slate**  
Chief - District 17

**Krista Hiatt**  
Chief - District 22

**Scott Perry**  
Chief - District 23

**Alex Dow**  
Children's Hope Alliance

**George Edmonds**  
Youth Villages

**Zach Hawks**  
Easter Seals/UCP

**Duane Gaskin**  
Daymark Recovery

**Affiliated Counties:** Iredell, Surry, Yadkin

**Other JJ Initiatives** Reclaiming Futures

	<b>PARTNERS NORTH 2017-2018 DATA</b>													
	July 2017	August 2017	September 2017	October 2017	November 2017	December 2017	January 2018	February 2018	March 2018	April 2018	May 2018	June 2018	Total	% of Ref.
<b>Referrals</b>	19	4	4	5	11	14	4	5	14	12	10	12	114	---
<b>Assessments</b>	14	1	5	2	9	5	1	2	8	14	5	7	73	64%
<b>Admissions</b>	3	1	3	2	2	0	0	3	7	14	5	9	49	43%
<b>Non-JJ Admissions</b>	---	---	---	---	---	---	---	---	---	4	5	4	13	
<b>Overall EBA</b>	2	1	0	2	9	0	0	0	1	1	0	0	16	---
<b>GAIN</b>	0	0	0	0	0	0	0	0	0	0	0	0	0	---
<b>CBCL</b>	2	1	0	2	9	0	0	0	1	1	0	0	16	---
<b>CHAT</b>	0	0	0	0	0	0	0	0	0	0	0	0	0	---
<b>SASSI</b>	---	---	0	0	0	0	0	0	0	0	0	0	0	
<b>Adolescent Community Reinforcement Approach</b>	0	0	0	0	0	0	0	0	0	0	0	0	0	---
<b>Dialectical Behavioral Therapy</b>	0	0	0	0	0	0	0	0	0	0	0	0	0	
<b>Family Centered Therapy</b>	0	0	0	0	0	0	0	0	0	0	0	0	0	
<b>Functional Family Therapy</b>	0	0	0	0	0	0	0	0	0	0	0	0	0	

PARTNERS NORTH 2017-2018 DATA														
	July 2017	August 2017	September 2017	October 2017	November 2017	December 2017	January 2018	February 2018	March 2018	April 2018	May 2018	June 2018	Total	% of Ref.
<b>Motivational Enhancement Therapy/Cognitive Behavioral Therapy</b>	0	0	0	0	0	0	0	0	0	0	0	0	0	
<b>Multidimensional Family Therapy</b>	0	0	0	0	0	0	0	0	0	0	0	0	0	
<b>Multisystemic Family Therapy</b>	0	0	1	1	0	0	0	0	0	0	0	0	2	
<b>Seven Challenges</b>	0	0	0	0	0	0	0	0	0	0	0	0	0	
<b>Structured Psychotherapy for Adolescents Responding to Chronic Stress</b>	0	0	0	0	0	0	0	0	0	0	0	0	0	
<b>Trauma Focused Cognitive Behavioral Therapy</b>	3	1	2	0	2	0	2	3	7	0	0	0	20	

**PARTNERS-CENTRAL TEAM**

Key Team Members

**Kimberly Sorrell**  
Project Director

**Honorable Burford Cherry**  
District 25

**Ronn Abernathy**  
District 25

**Honorable Mark L. Killian**  
District 25

**Brandi Tolbert**  
Judicial

**William Mack**  
Treatment

**Renee Moriarty**  
Treatment

**Sarah Blanton**  
Treatment

**Affiliated Counties:** Burke, Catawba, Caldwell

**Other JJ Initiatives** Reclaiming Futures

	PARTNERS CENTRAL 2017-2018 DATA													
	July 2017	August 2017	September 2017	October 2017	November 2017	December 2017	January 2018	February 2018	March 2018	April 2018	May 2018	June 2018	Total	% of Ref.
<b>Referrals</b>	14	13	6	5	15	17	16	16	20	15	17	23	177	---
<b>Assessments</b>	10	11	9	5	10	6	14	11	16	21	17	7	137	77%
<b>Admissions</b>	2	6	6	4	2	2	8	11	6	11	10	6	74	42%
<b>Overall EBA</b>	0	0	5	5	5	3	9	6	0	16	8	6	63	---
<b>GAIN</b>	0	0	0	0	0	0	0	0	0	0	0	0	0	---
<b>CBCL</b>	0	0	5	5	5	3	9	6	0	16	8	6	63	---
<b>CHAT</b>	0	0	0	0	0	0	0	0	0	0	0	0	0	---
<b>SASSI</b>	---	---	0	0	0	0	0	0	0	0	0	0		
<b>Adolescent Community Reinforcement Approach</b>	0	0	0	0	0	0	0	0	0	0	0	0	0	---
<b>Dialectical Behavioral Therapy</b>	0	0	0	0	0	0	0	0	0	0	0	0	0	
<b>Family Centered Therapy</b>	0	0	0	0	0	0	0	0	0	0	0	0	0	
<b>Functional Family Therapy</b>	0	0	0	0	0	0	0	0	0	0	0	0	0	

	PARTNERS CENTRAL 2017-2018 DATA													
	July 2017	August 2017	September 2017	October 2017	November 2017	December 2017	January 2018	February 2018	March 2018	April 2018	May 2018	June 2018	Total	% of Ref.
<b>Motivational Enhancement Therapy/Cognitive Behavioral Therapy</b>	0	0	0	0	0	0	0	0	0	0	0	0	0	
<b>Multidimensional Family Therapy</b>	0	0	0	0	0	0	0	0	0	0	0	0	0	
<b>Multisystemic Family Therapy</b>	0	0	0	0	0	0	0	0	0	0	0	0	0	
<b>Seven Challenges</b>	0	0	0	0	0	0	0	0	0	0	0	0	0	
<b>Structured Psychotherapy for Adolescents Responding to Chronic Stress</b>	0	0	0	0	0	0	0	0	0	0	0	0	0	
<b>Trauma Focused Cognitive Behavioral Therapy</b>	0	0	0	0	0	0	0	0	0	0	0	0	0	

**PARTNERS-SOUTH TEAM**

Key Team Members

**Jeanne Patterson**  
Project Director

**Honorable Judge Richard Abernethy**  
District 27

**Carol McManus**  
Chief-District 27

**Shanté Vines**  
Support, Inc.

**Monica Cambria**  
Alexander Youth Network

**Cynthia Lemburg**  
Treatment

**Pamela Whisnant**  
Community

**Affiliated Counties:** Gaston, Cleveland, Lincoln

**Other JJ Initiatives** Reclaiming Futures

	PARTNERS SOUTH 2017-2018 DATA													
	July 2017	August 2017	September 2017	October 2017	November 2017	December 2017	January 2018	February 2018	March 2018	April 2018	May 2018	June 2018	Total	% of Ref.
<b>Referrals</b>		9	4	8	7	3	13	5	11	6	28	11	105	---
<b>Assessments</b>		6	3	5	6	3	8	8	7	3	17	6	72	69%
<b>Admissions</b>		2	2	2	2	2	4	6	4	0	10	6	40	38%
<b>Non-JJ Admissions</b>		2	0	0	0	0	2	0	0	1	0	0	5	---
<b>Overall EBA</b>		3	0	0	0	2	4	3	7	3	13	4	39	---
<b>GAIN</b>		0	0	0	0	0	0	0	0	0	0	0	0	---
<b>CBCL</b>		3	0	0	0	2	4	3	7	3	13	4	39	---
<b>CHAT</b>		0	0	0	0	0	0	0	0	0	0	0	0	---
<b>SASSI</b>	---	---	0	0	0	0	0	0	0	0	0	0		
<b>Adolescent Community Reinforcement Approach</b>		0	0	0	0	0	0	0	0	0	0	0	0	---
<b>Dialectical Behavioral Therapy</b>		0	0	0	0	0	0	0	0	0	0	0	0	
<b>Family Centered Therapy</b>		1	0	0	0	0	1	6	0	0	2	0	10	

	PARTNERS SOUTH 2017-2018 DATA													
	July 2017	August 2017	September 2017	October 2017	November 2017	December 2017	January 2018	February 2018	March 2018	April 2018	May 2018	June 2018	Total	% of Ref.
<b>Functional Family Therapy</b>		0	0	0	0	0	0	0	0	0	0	0	0	
<b>Motivational Enhancement Therapy/Cognitive Behavioral Therapy</b>		0	0	1	0	0	0	0	0	0	0	0	1	
<b>Multidimensional Family Therapy</b>		0	0	0	0	0	0	0	0	0	0	0	0	
<b>Multisystemic Family Therapy</b>		0	0	0	0	0	0	0	0	0	0	0	0	
<b>Seven Challenges</b>		0	0	0	0	0	0	0	0	0	0	0	0	
<b>Structured Psychotherapy for Adolescents Responding to Chronic Stress</b>		0	0	0	0	0	0	0	0	0	0	0	0	
<b>Trauma Focused Cognitive Behavioral Therapy</b>		0	0	0	0	0	0	0	2	0	0	0	2	



## **SANDHILLS CENTER-GUILFORD TEAM**

### Key Team Members

**Lisa Salo**  
System of Care Coordinator

**Laqreshia Bates-Harley**  
Chief-District 18

**Kenya Goings**  
Faith in Families

**James Harner/Frances Browne**  
Insight Human Services

**Tara Ward**  
Youth Villages

**Tina Mitchell**  
Amethyst

**Van Catterall**  
Youth Focus, Inc.

**Quentin Leak**  
Alcohol and Drug Services

**Renee' Michaux**  
Unifour One

**Yohima Casey**  
Peculiar Counseling & Consulting, PLLC

**Lisa Bracken**  
Pinnacle Family Services of NC, LLC

**Reketta Wright**  
Wright's Care Services

**Affiliated Counties:** Guilford

**Other JJ Initiatives:** Reclaiming Futures

<b>SANDHILLS GUILFORD 2017-2018 DATA</b>														
	July 2017	August 2017	September 2017	October 2017	November 2017	December 2017	January 2018	February 2018	March 2018	April 2018	May 2018	June 2018	Total	% of Ref.
<b>Referrals</b>	10	17	17	16	13	8	9	17	25	11	25	20	188	---
<b>Assessments</b>	6	9	6	6	7	10	9	10	22	9	14	18	126	67%
<b>Admissions</b>	7	7	8	8	7	5	8	5	21	8	13	9	106	56%
<b>Non-JJ Admissions</b>	10	13	17	14	12	5	8	18	8	18	12	20	155	---
<b>Overall EBA</b>	2	3	2	7	5	8	7	7	13	9	13	15	91	---
<b>GAIN</b>	0	2	1	0	0	0	0	0	0	1	2	2	8	---
<b>CBCL</b>	0	0	1	5	5	7	6	6	11	6	10	9	66	---
<b>CHAT</b>	2	1	0	1	0	1	0	0	2	2	1	4	14	---
<b>SASSI</b>	---	---	0	1	0	0	1	1	0	0	0	0	3	
<b>Adolescent Community Reinforcement Approach</b>	0	0	0	0	0	0	0	0	0	0	0	0	0	---
<b>Dialectical Behavioral Therapy</b>	0	0	0	0	0	0	0	0	0	0	0	0	0	

	SANDHILLS GUILFORD 2017-2018 DATA													
	July 2017	August 2017	September 2017	October 2017	November 2017	December 2017	January 2018	February 2018	March 2018	April 2018	May 2018	June 2018	Total	% of Ref.
<b>Family Centered Therapy</b>	0	0	0	0	0	0	0	0	0	0	0	0	0	
<b>Functional Family Therapy</b>	0	0	0	0	0	0	0	0	0	0	0	0	0	
<b>Motivational Enhancement Therapy/Cognitive Behavioral Therapy</b>	0	0	0	0	0	0	0	0	1	1	2	1	5	
<b>Multidimensional Family Therapy</b>	0	6	0	0	0	0	0	0	0	0	0	0	6	
<b>Multisystemic Family Therapy</b>	5	0	5	0	0	7	5	6	9	5	8	7	59	
<b>Seven Challenges</b>	1	0	1	2	1	1	0	0	6	1	0	1	13	
<b>Structured Psychotherapy for Adolescents Responding to Chronic Stress</b>	0	0	0	0	0	0	0	0	0	0	0	0	0	
<b>Trauma Focused Cognitive Behavioral Therapy</b>	0	0	0	0	0	0	0	0	0	0	0	1	1	

## SANDHILLS CENTER-8 COUNTIES TEAM

### Key Team Members

**Lucy Dorsey**  
System of Care Coordinator

**Marsha Woodall**  
Chief-District 11

**Randy Jones**  
Chief-District 16

**Calvin Vaughan (Until 2018)**  
Chief-District 20

**David Wall**  
Chief-District 19

**Shirlyn Smith**  
NC Families United Family Advocate

**Bryan Dupree**  
Pinnacle Family Service

**Robert Smith**  
Sandhills Behavioral Center

**Crystal Morrison**  
Trinity Services

**Jennifer LaBonte/Jerry Earnhart**  
Daymark Recovery Services

**Affiliated Counties:** Anson, Harnett, Hoke, Lee, Montgomery, Moore, Randolph, Richmond

SANDHILLS 8 COUNTY 2017-2018 DATA														
	July 2017	August 2017	September 2017	October 2017	November 2017	December 2017	January 2018	February 2018	March 2018	April 2018	May 2018	June 2018	Total	% of Ref.
<b>Referrals</b>	15	10	5	14	9	5	5	8	11	13	8	10	113	---
<b>Assessments</b>	9	5	2	4	1	4	1	6	1	7	3	9	52	46%
<b>Admissions</b>	4	3	3	2	1	0	0	2	0	3	3	6	27	24%
<b>Non-JJ Admissions</b>	2	1	1	1	4	5	5	2	0	1	0	1	23	---
<b>Overall EBA</b>	3	6	3	6	2	4	0	3	1	1	0	2	31	---
<b>GAIN</b>	1	0	0	0	0	0	0	0	0	0	0	0	1	---
<b>CBCL</b>	2	6	2	4	1	4	0	3	1	1	0	2	26	---
<b>CHAT</b>	0	0	1	2	1	0	0	0	0	0	0	0	4	---
<b>SASSI</b>	---	---	0	0	0	0	0	0	0	0	0	0	0	---
<b>Adolescent Community Reinforcement Approach</b>	0	0	0	0	0	0	0	0	0	0	0	0	0	---
<b>Dialectical Behavioral Therapy</b>	0	0	0	0	0	0	0	0	0	0	0	0	0	

SANDHILLS 8 COUNTY 2017-2018 DATA														
	July 2017	August 2017	September 2017	October 2017	November 2017	December 2017	January 2018	February 2018	March 2018	April 2018	May 2018	June 2018	Total	% of Ref.
<b>Family Centered Therapy</b>	0	0	0	0	0	0	0	0	0	0	0	0	0	
<b>Functional Family Therapy</b>	0	0	0	0	0	0	0	0	0	0	0	0	0	
<b>Motivational Enhancement Therapy/Cognitive Behavioral Therapy</b>	1	0	0	0	0	0	0	0	0	0	0	0	1	
<b>Multidimensional Family Therapy</b>	0	0	0	0	0	0	0	0	0	0	0	0	0	
<b>Multisystemic Family Therapy</b>	0	2	2	0	0	0	0	1	0	0	1	2	6	
<b>Seven Challenges</b>	0	0	0	0	0	0	0	0	0	0	0	0	0	
<b>Structured Psychotherapy for Adolescents Responding to Chronic Stress</b>	0	0	0	0	0	0	0	0	0	0	0	0	0	
<b>Trauma Focused Cognitive Behavioral Therapy</b>	1	0	0	0	0	0	0	0	0	0	0	0	1	

## TRILLIUM HEALTH RESOURCES- NORTH TEAM

### Key Team Members

**Tracey Webster**  
System of Care Coordinator

**Edward Hall**  
Chief-District 1

**James Ward**  
Chief-District 2

**Hope Eley**  
System of Care Coordinator

**Garrett Taylor**  
Uplift Foundation/Power of U

**Affiliated Counties:** Beaufort, Bertie, Camden, Chowan, Currituck, Dare, Hyde, Martin, Pasquotank, Perquimans, Tyrrell, Washington, Gates

TRILLIUM HEALTH RESOURCES NORTH 2017-2018 DATA														
	July 2017	August 2017	September 2017	October 2017	November 2017	December 2017	January 2018	February 2018	March 2018	April 2018	May 2018	June 2018	Total	% of Ref.
Referrals	6	4	8	14	8	6	5	8	5	25	15	13	117	---
Assessments	13	6	3	9	5	3	7	4	10	18	19	9	106	91%
Admissions	6	2	0	1	0	0	2	4	1	4	4	1	25	21%
Overall EBA	6	0	2	0	3	2	1	4	8	12	13	8	62	---
GAIN	6	3	2	0	3	2	1	4	8	12	13	6	60	---
CBCL	0	0	0	0	0	0	0	0	0	0	0	0	0	---
CHAT	0	0	0	0	0	0	0	0	0	0	0	2	2	---
SASSI	---	---	0	0	0	0	0	0	0	0	0	0	0	---
Adolescent Community Reinforcement Approach	0	0	0	0	0	0	0	0	0	0	0	0	0	---
Dialectical Behavioral Therapy	0	0	0	0	0	0	0	0	0	0	0	0	0	
Family Centered Therapy	0	0	0	0	0	0	0	0	0	0	0	0	0	
Functional Family Therapy	0	0	0	0	0	0	0	0	0	0	0	0	0	
Motivational Enhancement Therapy/Cognitive	0	0	0	0	0	0	0	0	0	0	0	0	0	

TRILLIUM HEALTH RESOURCES NORTH 2017-2018 DATA														
	July 2017	August 2017	September 2017	October 2017	November 2017	December 2017	January 2018	February 2018	March 2018	April 2018	May 2018	June 2018	Total	% of Ref.
<b>Behavioral Therapy</b>														
<b>Multidimensional Family Therapy</b>	0	0	0	0	0	0	0	0	0	0	0	0	0	
<b>Multisystemic Family Therapy</b>	0	2	0	1	0	0	2	4	1	0	4	1	15	
<b>Seven Challenges</b>	0	0	0	0	0	0	0	0	0	0	0	0	0	
<b>Structured Psychotherapy for Adolescents Responding to Chronic Stress</b>	0	0	0	0	0	0	0	0	0	0	0	0	0	
<b>Trauma Focused Cognitive Behavioral Therapy</b>	0	0	0	0	0	0	0	0	0	0	0	0	0	

## **TRILLIUM HEALTH RESOURCES-CENTRAL TEAM**

### **Key Team Members**

**Keith Letchworth**  
System of Care Coordinator

**Karen Reaves**  
System of Care Coordinator

**Jean Kenefick**  
System of Care Coordinator

**Robert Keeter/Brian Stewart**  
Chief/Supervisor-District 3

**Tracy Williams Arrington/  
Wendell Boykins**  
Chief/Supervisor-District 4

**Jennifer Hardee**  
PORT Health Services

**Affiliated Counties:** Craven, Jones, Pamlico, Pitt, Onslow, Carteret

<b>TRILLIUM HEALTH RESOURCES CENTRAL 2017-2018 DATA</b>														
	July 2017	August 2017	September 2017	October 2017	November 2017	December 2017	January 2018	February 2018	March 2018	April 2018	May 2018	June 2018	Total	% of Ref.
<b>Referrals</b>	0	0	0	0	1	0	3	0	3	1	3	1	12	---
<b>Assessments</b>	0	0	0	0	0	0	0	1	2	1	0	2	6	50%
<b>Admissions</b>	0	0	0	0	0	0	0	1	1	0	0	2	4	33%
<b>Overall EBA</b>	0	0	0	0	0	0	0	0	0	0	0	0	0	---
<b>GAIN</b>	0	0	0	0	0	0	0	0	0	0	0	0	0	---
<b>CBCL</b>	0	0	0	0	0	0	0	0	0	0	0	0	0	---
<b>CHAT</b>	0	0	0	0	0	0	0	0	0	0	0	0	0	---
<b>SASSI</b>	---	---	0	0	0	0	0	0	0	0	0	0	0	
<b>Adolescent Community Reinforcement Approach</b>	0	0	0	0	0	0	0	0	0	0	0	0	0	---
<b>Dialectical Behavioral Therapy</b>	0	0	0	0	0	0	0	0	0	0	0	0	0	
<b>Family Centered Therapy</b>	0	0	0	0	0	0	0	0	0	0	0	0	0	
<b>Functional Family Therapy</b>	0	0	0	0	0	0	0	0	0	0	0	0	0	
<b>Motivational Enhancement Therapy/Cognitive Behavioral Therapy</b>	0	0	0	0	0	0	0	1	0	0	0	2	3	

TRILLIUM HEALTH RESOURCES CENTRAL 2017-2018 DATA														
	July 2017	August 2017	September 2017	October 2017	November 2017	December 2017	January 2018	February 2018	March 2018	April 2018	May 2018	June 2018	Total	% of Ref.
<b>Multidimensional Family Therapy</b>	0	0	0	0	0	0	0	0	0	0	0	0	0	
<b>Multisystemic Family Therapy</b>	0	0	0	0	0	0	0	0	0	0	0	0	0	
<b>Seven Challenges</b>	0	0	0	0	0	0	0	0	0	0	0	0	0	
<b>Structured Psychotherapy for Adolescents Responding to Chronic Stress</b>	0	0	0	0	0	0	0	0	0	0	0	0	0	
<b>Trauma Focused Cognitive Behavioral Therapy</b>	0	0	0	0	0	0	0	0	0	0	0	0	0	



**VAYA HEALTH TEAM**

**Key Team Members**

**Christy Satterfield**  
Provider Relations Specialist

**Donald Reuss**  
Senior Director Provider Network

**Dianne Whitman**  
Chief-District 30

**Krista Hiatt**  
Chief-District 22

**Scott Perry**  
Chief-District 23

**Lisa Garland**  
Chief-District 24

**Ronn Abernathy**  
Chief-District 25D

**Sylvia Clement**  
Chief-District 28

**Rodney Wesson**  
Chief-District 29

**Jeremy Bricker**  
Family Preservation Services

**Ronn Ross**  
Appalachian Community Services

**Matt Gaunt/Tammy Deitz**  
Barium Springs/Children's Hope Alliance

**Sarah Dunagan**  
Daymark Recovery Services

**Courtney Ownings**  
Family Preservation Services

**Greta Metcalf**  
Meridian Behavioral Health

**Sandy Feutz/Bill Westel**  
RHA

**Vern Eleazer**  
Swain Recovery Center

**George Edmonds**  
Youth Villages

***Affiliated Counties:*** Alexander, Alleghany, Ashe, Avery, Buncombe, Caldwell, Cherokee, Clay, Graham, Haywood, Henderson, Jackson, Macon, Madison, McDowell, Mitchell, Polk, Rutherford, Swain, Transylvania, Watauga, Wilkes, Yancey counties

***Other JJ Initiatives:*** Juvenile Justice Treatment Continuum

	VAYA 2017-2018 DATA													
	July 2017	August 2017	September 2017	October 2017	November 2017	December 2017	January 2018	February 2018	March 2018	April 2018	May 2018	June 2018	Total	% of Ref.
<b>Referrals</b>	8	18	19	27	24	19	17	43	37	20	24	28	284	---
<b>Assessments</b>	18	29	31	41	38	35	39	38	45	36	54	38	442	156%
<b>Admissions</b>	7	9	7	20	12	13	15	13	12	11	20	16	155	55%
<b>Non-JJ Admissions</b>	---	---	---	---	---	---	---	---	5	0	0	0	5	
<b>Overall EBA</b>	17	27	28	38	35	33	36	33	39	27	19	13	345	---
<b>GAIN</b>	3	7	7	10	9	5	1	3	4	5	8	7	69	---
<b>CBCL</b>	14	20	21	28	26	28	35	30	35	22	11	6	276	---
<b>CHAT</b>	0	0	0	0	0	0	0	0	0	0	0	0	0	---
<b>SASSI</b>	---	---	0	0	0	0	0	0	0	0	0	0	0	---
<b>Adolescent Community Reinforcement Approach</b>	4	1	0	4	3	3	0	0	1	1	1	1	19	---
<b>Dialectical Behavioral Therapy</b>	1	0	0	1	4	2	0	0	0	1	0	0	9	
<b>Family Centered Therapy</b>	0	0	0	0	0	0	0	1	0	4	0	0	5	
<b>Functional Family Therapy</b>	0	0	0	0	0	0	0	0	0	0	0	0	0	
<b>Motivational Enhancement Therapy/Cognitive Behavioral Therapy</b>	0	0	0	0	0	0	0	15	7	17	21	15	75	
<b>Multidimensional Family Therapy</b>	0	0	0	0	0	0	0	0	0	0	0	0	0	
<b>Multisystemic Family Therapy</b>	4	4	11	6	12	3	9	6	8	4	8	7	82	
<b>Seven Challenges</b>	0	0	0	0	0	0	2	0	0	0	0	0	2	
<b>Structured Psychotherapy for Adolescents Responding to Chronic Stress</b>	0	0	0	0	0	0	2	0	0	0	0	0	2	
<b>Trauma Focused Cognitive Behavioral Therapy</b>	6	11	0	5	3	1	0	8	11	6	8	6	65	

## APPENDIX A – JJSAMHP MONTHLY DATA REPORT

### JJSAMHP Monthly Data Survey

1. What is the LME/MCO Associated with this Report?

- Alliance Behavioral Healthcare-Cumberland
- Alliance Behavioral Healthcare-Durham
- Alliance Behavioral Healthcare-Wake
- Eastpointe-Kinston
- Eastpointe-Lumberton
- Eastpointe-Rocky Mount Site
- Partners Behavioral Health-North
- Partners Behavioral Health-Central
- Partners Behavioral Health-South
- Cardinal Innovations Healthcare-ACO Area
- Cardinal Innovations Healthcare-Five County-Four County
- Cardinal Innovations Healthcare-Halifax Area
- Cardinal Innovations Healthcare-Mecklenburg
- Cardinal Innovations Healthcare-Person Caswell Area
- Cardinal Innovations Healthcare-Piedmont
- Cardinal Innovations Healthcare-Triad Area
- Sandhills/Guilford-8 County
- Sandhills/Guilford-Guilford Area
- Trillium North
- Trillium Central
- Vaya Health

2. As data reporter, what is your name?

---

3. What is your agency name?

---

4. What is your title?

---

5. What is your email address?

---

6. What are the counties associated with this report?

---

---

---

---

---

---

---

---

---

---

---

---

---

---

---

---

---

---

---

---

---

---

---

7. What is the date of this report?

Month \_\_\_\_\_

Day \_\_\_\_\_

Year \_\_\_\_\_

8. For which month are you reporting this data?

\_\_\_ July 2017

\_\_\_ August 2017

\_\_\_ September 2017

\_\_\_ October 2017

\_\_\_ November 2017

\_\_\_ December 2017

\_\_\_ January 2018

\_\_\_ February 2018

\_\_\_ March 2018

\_\_\_ April 2018

\_\_\_ May 2018

\_\_\_ June 2018

9. JJSAMHP Only-Please put in the total number of youth who participate in the following activities during the month of this report.

\_\_\_ Number of youth referred from JJ

\_\_\_ Number of assessments completed during the month

\_\_\_ Number of admissions to JJSAMHP providers during the month

\_\_\_ Admissions by Non JJ providers

10. Please enter the total number of each type of assessment completed during the month of this report.

\_\_\_ Total number of Global Appraisal of Individual Needs Assessments

\_\_\_ Total number of Comprehensive Health Assessments for Teens

\_\_\_ Total number of Child Behavior Checklists

\_\_\_ Total number of Substance Abuse Subtle Screening Inventories

11. Please describe the type of juvenile-justice involvement for JJSAMHP admissions during the reporting month (total account for admissions only).

\_\_\_ # of Consultation youth referred by JJ during the month

\_\_\_ # of Diversion with Contract youth referred by JJ during the month

\_\_\_ # of Diversion without Contract youth referred by JJ during the month

\_\_\_ # of Pre-Adjudication youth referred by JJ during the month

\_\_\_ # of Adjudicated Delinquent youth referred by JJ during the month

\_\_\_ # of Adjudicated Undisciplined youth referred by JJ during the month

\_\_\_ # of Commitment status youth referred by JJ during the month

\_\_\_ # of Post-Release Supervision youth referred by JJ during the month

\_\_\_ # of youth with closed cases referred by JJ during the month

\_\_\_ # of Intake youth referred by JJ during the month

\_\_\_ # of other youth referred by JJ during the month

12. JJSAMHP-Please describe the type of evidence based treatment that will be provided for JJSAMHP admissions during the reporting month (total count for admissions only). As a reminder, these are for SU and/or MH EBTs and do not include Cognitive Behavioral Therapy or Motivational Interviewing as these are basic tenants of most other EBTs.

\_\_\_Adolescent Community Reinforcement Approach

\_\_\_Dialectical Behavior Therapy

\_\_\_Family Centered Therapy (model)

\_\_\_Functional Family Therapy

\_\_\_Motivational Enhancement/Cognitive Behavioral Therapy

\_\_\_Multidimensional Family Therapy

\_\_\_Seeking Safety

\_\_\_Seven Challenges

\_\_\_Structured Therapy for Adolescents Responding to Chronic Stress

\_\_\_Trauma-Focused Cognitive Behavioral Therapy

#### DETENTION ONLY

1. DETENTION CENTER ONLY DATA –for this current report month (please leave blank if you are not required by the Division to report these activities):

\_\_\_\_\_ Total number of youth admitted to Detention Center

\_\_\_\_\_ Total number of referrals to DC SAS clinician

\_\_\_\_\_ Total number of youth enrolled with a community treatment provider at admission

\_\_\_\_\_ Total number of GAIN assessments (Quick, Core or Full Initial)

\_\_\_\_\_ Total number of youth participating in Brief Challenges

\_\_\_\_\_ Total number of youth participating in 7C sessions

\_\_\_\_\_ Total number of youth with primary SU diagnosis at discharge

\_\_\_\_\_ Total number of youth with primary MH diagnosis at discharge

\_\_\_\_\_ Total number of youth with no diagnosis at discharge

\_\_\_\_\_ Total number of youth at ASAM level III or higher

2. Other Detention Center Activities for the current reporting month (please leave blank if you are not required by the Division to report these activities):

Name of Activity \_\_\_\_\_

Total number of youth involved in activity \_\_\_\_\_

Name of Activity \_\_\_\_\_

Total number of youth involved in activity \_\_\_\_\_

Name of Activity \_\_\_\_\_

Total number of youth involved in activity \_\_\_\_\_

Name of Activity \_\_\_\_\_

Total number of youth involved in activity \_\_\_\_\_

## APPENDIX B - Data Request Questions Provided to JJSAMHP Teams

### NC-TOPPS Data Request Form for JJSAMHP or Juvenile Justice Partnership teams

1. What is the LME/MCO associated with this report? (If someone contacts us who is not an LME/MCO representative, we will contact the LME/MCO liaison for your team)

- Alliance Behavioral Healthcare-Cumberland
- Alliance Behavioral Healthcare-Durham
- Alliance Behavioral Healthcare-Wake
- Eastpointe-Kinston Site
- Eastpointe-Rocky Mount Site
- Eastpointe-Lumberton Site
- Partners Behavioral Health-North
- Partners Behavioral Health-Central
- Partners Behavioral Health-South
- Cardinal Innovations Healthcare-ACOC
- Cardinal Innovations Healthcare-Person
- Cardinal Innovations Healthcare-Five County
- Cardinal Innovations Healthcare-Halifax Area
- Cardinal Innovations Healthcare-Mecklenburg
- Cardinal Innovations Healthcare-Piedmont
- Cardinal Innovations Healthcare-Triad
- Sandhills 8 County
- Sandhills-Guilford Area
- Trillium-Central
- Trillium-North
- Vaya Health



2. What is your name?

3. What is your agency name?

4. What is your title?

5. What is your email address?

6. What is the best phone number where you can be reached directly?

7. Which data would you like to include in the analyses?

- County level (1)
- District level (2)
- MCO level (3)

8. What time period would you like to request?

- July 2010-June 2011 (1)
- July 2011-June 2012 (2)
- July 2012-June 2013 (3)
- July 2013-June 2014 (4)
- July 2014-June 2015 (5)
- July 2015-June 2016 (6)
- July 2016-June 2017 (7)
- July 2017-June 2018(8)
- Most Recent data from July 2018 until last data received by UNCG (9)
- Multiple years or another time period-we will describe below in our question(s) section (10)

9. Which data would you like to examine?

- Initial (1)
- Episode Completion (2)
- Both Initial and Episode Completion Together (3)

10. What questions would you like answered by using NC-TOPPS data? (Someone from the UNCG evaluation team- will follow up within a couple of business days)